

STATE OF MINNESOTA

HOUSE OF REPRESENTATIVES
EIGHTY-THIRD LEGISLATIVE SESSION
2003-2004 Regular and 2003 First Special Session

2003-2004 REGULAR SESSION AT A GLANCE

111 LEGISLATIVE DAYS USED

6285 TOTAL HOUSE FILES AND SENATE FILES INTRODUCED

3212 HOUSE FILES INTRODUCED

2630 House files with Senate companions

152 Became law in 2003-2004 Biennium (This does not include HF resolutions.)

68 Became law in 2003 (1 HF vetoed and 1 HF became law without governor's signature)

84 Became law in 2004 (1 HF enacted with line item vetoes and 1 HF vetoed)

3073 SENATE FILES INTRODUCED

2630 Senate files with House companions

138 Became law in 2003-2004 Biennium (This does not include SF resolutions.)

63 Became law in 2003 (1 SF enacted with line item vetoes and 1 SF vetoed)

75 Became law in 2004 (3 SFs vetoed.)

297 BILLS PRESENTED TO GOVERNOR (Includes 1 resolution: 1 SF.)

296 Chapters presented to governor

290 Chapters were enacted (HF946 became law without the governor's signature, SF905 and HF2255 approved with line item vetoes.)

6 Vetoed by governor (6 bills vetoed, 2 HFs and 4 SFs.)

1 Resolutions presented to governor (SF2222 was signed.)

The 2005 Legislative Session will convene on Tuesday, January 4, 2005, at 12:00 noon pursuant to MS 3.011.

TABLE A

BILLS TO GOVERNOR

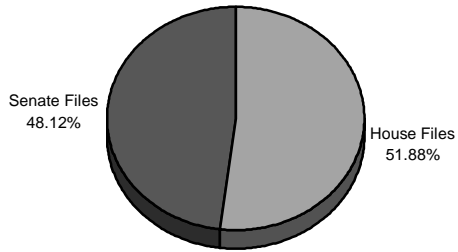
	2003	2004	2003-2004
Bills to governor	133	164	297
Resolutions	0	1	1
Possible chapters of law	133	163	296
Vetoed	2	4	6
Chapters enacted	131	159	290
Chapters signed by governor without line item vetoes. (Does not include bills vetoed by the governor and overridden by the legislature.)	130	158	288
Chapters signed with line item vetoes	1	1	2
Chapters containing line items that were vetoed by the governor but vetoes were overridden by the legislature	0	0	0
Chapters vetoed by the governor but vetoes were overridden by the legislature	0	0	0
Became law without governor's signature	1	0	1

TABLE B

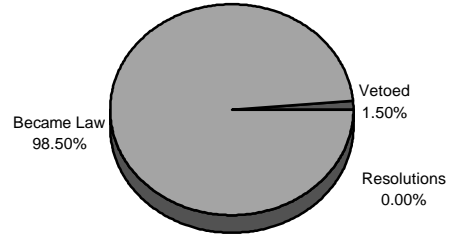
BILLS TO GOVERNOR

2003

Bills to Governor

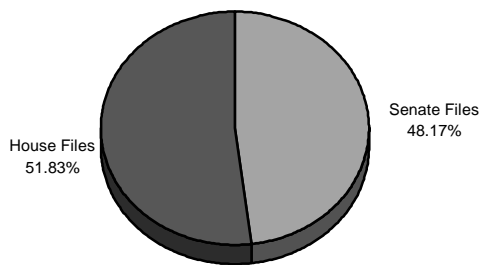


Disposition of Bills



2004

Bills to Governor



Disposition of Bills




TABLE C
BILLS SENT TO THE GOVERNOR

These charts use the total number of bills sent to the governor for each year. Therefore, they include resolutions and vetoed bills and do not reflect the number of bills enacted into law.

HOUSE FILES

	2003		2004		<i>TOTAL</i>	TOTAL
House files sent to governor						
HFs amended by the Senate	37		43			80
<i>HFs concurred in and repassed as amended by the Senate</i>		34		33	67	
<i>HFs sent to conference, CCRs adopted and bills repassed as amended by conference</i>		3		10	13	
HFs passed by the Senate without amendments	32		42			74
TOTAL HF's SENT TO GOVERNOR	69		85			154

SENATE FILES

	2003		2004		<i>TOTAL</i>	TOTAL
Senate files sent to governor						
SFs amended by the House	25		30			55
<i>SFs concurred in and repassed as amended by the House</i>		20		21	41	
<i>SFs sent to conference, CCRs adopted and bills repassed as amended by conference</i>		5		9	14	
SFs passed by the House without amendments	39		49			88
TOTAL SF's SENT TO GOVERNOR	64		79			143

TABLE D
Comparison of Odd-Year Sessions 1993-1994 through 2003-2004

	1993-1994	1995-1996	1997-1998	1999-2000	2001-2002	2003-2004
Legislative days used	106	113	109	118	115	111
House files introduced	3244	3293	3884	4181	3741	3212
House files passed both bodies and sent to governor	<i>361</i>	<i>269</i>	<i>140</i>	<i>192</i>	<i>145</i>	<i>154</i>
House files assigned resolution numbers	2	3	5	2	3	0
House files vetoed by governor	24	15	7	3	10	2
House files that became law	335	251	128	188	136	152
Senate files introduced	2934	2892	3425	3835	3482	3073
Senate files passed both and bodies sent to governor	292	206	276	314	265	143
Senate files assigned resolution numbers	2 ¹	1	3	3	4	1
Senate files vetoed by governor	19	17	19	11	8	4
Senate file chapter recalled from governor	--	--	2	--	--	--
Senate files that became law	271	188	252	301	255	138
TOTAL--HFs and SFs introduced	6178	6185	7309	8016	7223	6285
TOTAL--HFs and SFs sent to governor	653	475	416	506	410	297
TOTAL--Veto overrides	--	--	--	2	6	--
TOTAL--Bills assigned Resolution Numbers	4 ²	4	8	5	7	1
TOTAL--Bills vetoed by governor	43	32	26	14 ³	18 ⁴	6
TOTAL--Bills enacted into law	606	439	380	489	391	290
TOTAL--Bills enacted with line item vetoes	11	14	8	15	1	2
TOTAL--Bills enacted without governor's signature	1	6 ⁵	9	5	3 ⁶	1

¹ SF1232 (1993) passed both bodies and was assigned a resolution number. However, the bill was returned from the governor with a veto message and therefore was not included under this category.

² SF1232 (1993) Although four bills were passed by both bodies and assigned resolution numbers, only three of them were signed. SF1232 was returned from the governor with a veto message and therefore is included in the vetoed by governor statistics.

³ Includes SF303 (1999) and HF2809 (2000). These bills were vetoed by the governor, vetoes overridden by the legislature, and the bills enacted into law.

⁴ Includes HF197, HF351, HF2570, HF3270, SF1755, and SF2707 (2002). These bills were vetoed by the governor, vetoes were overridden by the legislature, and the bills enacted into law.

⁵ Includes HF14, Res. 4 (1995) not signed by the governor but was transmitted to the secretary of state for filing.

⁶ SF2328, Res. 5 (2001) not signed by the governor but was transmitted to the secretary of state for filing.

2003-2004 SESSION IN DETAIL

LEGISLATIVE DAYS	2003	2004	TOTAL
Convened 12:00 p.m., Tuesday, January 7, 2003	59		
Adjourned Monday, May 19, 2003			
The legislature reconvened at 12:00 noon, Monday, February 2, 2004			
Senate adjourned sine die, Saturday, May 15, 2004		(51)	(110)
House adjourned sine die, Sunday, May 16, 2004		52	111

*Percentages given under 2004 data information are figured on the number of bills introduced in that year;
however, 2003 bills acted on in 2004 affect percentages recorded.
Biennium totals are effected by 2003 bills acted upon in both years of the biennium.*

HOUSE FILES	2003	2004	TOTAL
Introduced as of May 19, 2003	1658	1554	3212
Introduced as of May 16, 2004			
House files with Senate file companions	1347	1283	2630
<i>Percentage of all House files introduced each year and total for biennium</i>	<i>81.24%</i>	<i>82.56%</i>	<i>81.88%</i>
Passed the House and were transmitted to Senate	132	122	254
<i>Percentage of all House files introduced each year and total for biennium</i>	<i>7.96%</i>	<i>7.85%</i>	<i>7.91%</i>
Read for the first time in Senate	131	123	254
2003 - HF730 passed by House but not reported in the Senate until 2004.			
2004 - HF2678 passed by the House but not reported in the Senate.			
<i>Percentage of all House files introduced each year and total for biennium</i>	<i>7.90%</i>	<i>7.92%</i>	<i>7.91%</i>
Passed both bodies and sent to governor	69	85	154
<i>Percentage of all House files introduced each year and total for biennium</i>	<i>4.16%</i>	<i>5.47%</i>	<i>4.79%</i>
Resolutions-House file resolutions assigned resolution numbers	0	0	0
House files/Possible Chapters of Law (<i>Excludes resolutions.</i>)	69	85	154
Vetoed by governor	1	1	2
<i>Percentage figured on all 69 House files sent to the governor in 2003 and all 85 House files sent to the governor in 2004, and the two-year total</i>	<i>1.45%</i>	<i>1.18%</i>	<i>1.30%</i>
Enacted into law	68	84	152
2003 - Includes 1 bill, HF946, that became law without the governor's signature.			
2004 - Includes 1 bill, HF2255, with line item vetoes.			
<i>Percentage based on total number of House files introduced</i>	<i>4.10%</i>	<i>5.41%</i>	<i>4.73%</i>
	<i>(1658)</i>	<i>(1554)</i>	<i>(3212)</i>
<i>Percentage based on total number of enacted bills</i>	<i>51.91%</i>	<i>52.83%</i>	<i>52.41%</i>
	<i>(131)</i>	<i>(159)</i>	<i>(290)</i>
Enacted into law with line item vetoes	0	1	1
Enacted into law as passed by the legislature (<i>This category does not include line item vetoed House files.</i>)	68	83	151
<i>Percentage based on total number of House files introduced</i>	<i>4.10%</i>	<i>5.34%</i>	<i>4.70%</i>
	<i>(1658)</i>	<i>(1554)</i>	<i>(3212)</i>
<i>Percentage based on total number of enacted House files</i>	<i>100%</i>	<i>98.81%</i>	<i>99.34%</i>
	<i>(68)</i>	<i>(84)</i>	<i>(152)</i>
Enacted into law without governor's signature	1	0	1

HOUSE CONCURRENT RESOLUTIONS

House concurrent resolutions introduced	7	1	8
Adopted by both bodies	2	0	2

HOUSE RESOLUTIONS

House resolutions introduced	12	21	33
<i>Note: House resolutions of a congratulatory nature are handled in the House Rules committee and are unnumbered.</i>			
Adopted by House	8	11	19

SENATE FILES

	2003	2004	TOTAL
Introduced as of May 19, 2003	1576	1497	3073
Introduced as of May 15, 2004			
Senate files with House file companions	1347	1283	2630
<i>Percentage of all Senate files introduced each year and total for biennium</i>	85.47%	85.70%	85.58%
Passed by the Senate	120	110	230
<i>2003- SFs 190 and 266 were passed and tabled by the Senate. SFs 958, 1523, 1528, 1532 and 1534 passed the Senate, were tabled, and House companions were substituted.</i>			
<i>2004 - SFs 2335 and 2561 were passed and tabled by the Senate. SFs 224 and 225 passed the Senate, were tabled, and House companions were substituted.</i>			
<i>Percentage of all Senate files introduced each year and total for biennium</i>	7.61%	7.35%	7.48%
Transmitted and read for the first time in the House	113	106	219
<i>Percentage of all Senate files introduced each year and total for biennium</i>	7.17%	7.08%	7.13%
Passed both bodies and were sent to governor	64	79	143
<i>Percentage of all Senate files introduced each year and total for biennium</i>	4.06%	5.28%	4.65%
Resolutions-Senate file resolutions assigned resolution numbers	0	1	1
Senate files/Possible Chapters of Law (excludes resolutions)	64	78	142
Vetoed by governor	1	3	4
<i>Percentage figured on all 64 Senate files sent to the governor in 2003 and all 79 Senate files sent to the governor in 2004, and the two-year total</i>	1.56%	3.85%	2.82%
Enacted into law	63	75	138
<i>2003 - Includes 1 bill, SF905, with line item vetoes.</i>			
<i>Percentage based on total number of Senate files introduced</i>	4.02%	5.01%	4.49%
	(1567)	(1497)	(3073)
<i>Percentage based on total number of enacted bills</i>	48.09%	47.17%	47.59%
	(131)	(159)	(290)
Enacted into law with line item vetoes	1	0	1
Enacted into law as passed by the legislature	62	75	137
<i>(This category does not include line item vetoed Senate files.)</i>			
<i>Percentage based on total number of Senate files introduced</i>	3.93%	5.01%	4.46%
	(1576)	(1497)	(3073)
<i>Percentage based on total number of enacted Senate files</i>	98.41%	100%	99.28%
	(63)	(75)	(138)

Enacted into law without governor's signature	0	0	0
---	---	---	---

SENATE CONCURRENT RESOLUTIONS

	2003	2004	TOTAL
Senate concurrent resolutions introduced	7	6	13
Adopted by both bodies	5	1	6

SENATE RESOLUTIONS

Senate resolutions introduced	83	125	176
Adopted by Senate	18	18	36

HOUSE FILES AND SENATE FILES

CONCURRENCE AND REPASSAGE

	2003	2004	TOTAL
--	-------------	-------------	--------------

HOUSE FILES

House files, motion to concur in Senate amendments prevailed	34	33	67
House files concurred in and repassed as amended by the Senate	34	33	67
<i>Percentage based on the total number of House files sent to the governor</i>	49.28%	38.82%	43.51%
	(69)	(85)	(154)
House files concurred in and repassed that became law	33	33	66
2003 - Excludes 1 HF, HF624, concurred in, repassed, and vetoed by the governor			
<i>Percentage based on the total number of House files that became law</i>	48.53%	39.29%	43.42%
	(68)	(84)	(152)

SENATE FILES

Senate files concurred in and repassed as amended by the House	20	21	41
<i>Percentage based on the total number of Senate files sent to the governor</i>	31.25%	26.58%	28.67%
	(64)	(79)	(143)
Senate files concurred in and repassed that became law	20	19	39
2004 - Excludes 2 SFs, SFs 2696 and 1859, concurred in, repassed, and vetoed by the governor.			
<i>Percentage based on the total number of Senate files that became law</i>	31.75%	25.33%	28.26%
	(63)	(75)	(138)

TOTAL House and Senate files concurred in and repassed	54	54	108
--	-----------	-----------	------------

TOTAL House/Senate files concurred, repassed, and became law	53	52	105
--	-----------	-----------	------------

BILLS SENT TO CONFERENCE COMMITTEE	2003	2004	TOTAL
HOUSE FILES IN CONFERENCE			
House sent House files to conference committees 2004 - <i>HF</i> s 2166 and 2368 motion for conference reconsidered and concurred in. <i>HF</i> 2028 motion for conference tabled.	14	13	27
Senate acceded to request on House files 2003 - <i>HF</i> s 259, 1167, 1597 conference committee appointments pending in Senate at time of adjournment	14	10	24
House adopted conference committee reports on House files 2003 - <i>HF</i> s 74, 437, 627, 779, 784, 1119, and 1404 - conference committees were discharged pursuant to joint rule 3.02 (adjournment for odd-year session) and bills tabled; <i>HF</i> s 259, 1167, and 1597 - conference committee appointments pending at time of adjournment	4	10	14
Senate adopted conference committee reports on House files 2003 - <i>HF</i> 326, House adopted CC report, not reported in Senate	3	10	13
Bills repassed by both bodies as amended by conference committee and transmitted to governor	3	10	13
Conference committee bills on House files enacted into law <i>Percentage based on the total number of House files that became law</i>	3 4.40%	10 11.90%	13 8.55%
	(68)	(84)	(152)
Conference committee bills on House files vetoed by governor	0	0	0
BILLS SENT TO CONFERENCE COMMITTEE			
SENATE FILES IN CONFERENCE			
Senate sent Senate files to conference committees 2004 - <i>SF</i> 40 Senate receded request for conference	11	10	21
House acceded to request on Senate files	11	9	20
Senate adopted conference committee reports 2003 - <i>SF</i> s 388, 575, 693, 1180, 1511, and 1524 - conference committees were discharged pursuant to joint rule 3.02 (adjournment for odd-year session) and bills tabled	5	9	14
House adopted conference committee reports	5	9	14
Bills repassed by both bodies as amended by conference and transmitted to governor	5	9	14
Conference committee reports on Senate files enacted into law <i>Percentage based on the total number of Senate files that became law</i>	5 7.94%	9 12.00%	14 10.14%
	(63)	(75)	(138)
Conference committee reports on Senate files vetoed by governor	0	0	0
TOTAL House and Senate files sent to conference	25	23	48
TOTAL Conference committee reports adopted by both bodies	8	19	27
TOTAL Bills repassed as amended by conference and sent to governor <i>Percentage based on the total number of Chapters sent to governor--does not include resolutions</i>	8 6.02%	19 11.66%	27 9.12%
	(133)	(163)	(296)
TOTAL Bills repassed as amended by conference and enacted into law <i>Percentage based on the total number of enacted Chapters--includes bills with line item vetoes</i>	8 6.11%	19 11.95%	27 9.31%
	(131)	(159)	(290)

BILLS VETOED BY GOVERNOR

Year Vetoed	HF	SF	Chapter	Short Description
2003	679	552	88	Claims against the state payment provided for persons injured while performing community service, sentencing to service work, and other claims, and money appropriated.
	624	1070	103	Local government impact notes provided for state agency rule proposals, and legislative approval required for specified rulemaking.
2004	2905	1859	291	State agency cooperative purchase of goods authorized.
	1861	1645	168	Recreational purpose definition modified relating to liability on land used for recreational purposes.
	2492	2386	265	Federally subsidized transit facilities bidding exception provided.
	2816	2696	237	Brewpub and small brewer license fee and production level conformity provided, various specified liquor licenses authorized, and other liquor license restrictions clarified.

BILLS WITH LINE ITEM VETOES

Year of LIV	HF	SF	CH	Short Description	Overridden	Notes
2003	967	905	128	Omnibus environment and natural resources, agriculture, economic development, and housing finance bill.	NO	Line item vetoes came after the legislature adjourned sine die.
2004	2255	2038	271	Claims against the state settlement provided, and money appropriated.	NO	Line item vetoes came after the legislature adjourned sine die.

BILLS FILED WITHOUT GOVERNOR'S SIGNATURE

Year Filed	HF	SF	Chapter	Short Description
2003	946	776	74	Insurance Guaranty Association regulation and insurance information usage regulation provided.

BILLS PASSED AND ASSIGNED RESOLUTION NUMBERS

Year Filed	HF	SF	Res. No.	Short Description
2004	2242	2222	Res. 1	Congress memorialized by resolution to authorize an increase in the current Boundary Waters Canoe Area Wilderness reservation fee to be allocated to the Minnesota Permanent School Fund.

2003 FIRST SPECIAL SESSION AT A GLANCE

Convened: Tuesday, May 20, 2003, pursuant to the Proclamation of the Governor.

Adjourned: House Sine die on Thursday, May 29, 2003.

Senate Sine die on Thursday, May 29, 2003.

8 LEGISLATIVE DAYS

117 TOTAL HOUSE FILES AND SENATE FILES INTRODUCED

70 HOUSE FILES INTRODUCED

37 House files with Senate companions

14 Passed the House and were transmitted to the Senate

14 Read for the first time in the Senate

14 Enacted into law

0 HOUSE RESOLUTIONS INTRODUCED

0 Adopted by the House

0 HOUSE CONCURRENT RESOLUTIONS INTRODUCED

0 Passed both bodies

47 SENATE FILES INTRODUCED

37 Senate files with House companions

13 Passed the Senate and were transmitted to the House

12 Read for the first time in the House (SF39 passed Senate, not reported in the House)

9 Enacted into law

0 Vetoed by Governor

5 SENATE RESOLUTIONS INTRODUCED

3 Adopted by the Senate

The special session was called by the governor for the purpose of enacting essential legislation to provide for the orderly financial management of state government.

TABLE E 2003 FIRST SPECIAL SESSION

The following table charts the bills considered by the legislature, indicates whether the bill was considered during the 2003 Regular Session, and gives the bill's final disposition. The table does not include SFs introduced in the Senate not taken up on the Senate floor.

SS Bill #	Subject	SS Bill Status	Considered in 2003 Regular Session	2003 Regular Session Bill Number	2003 Regular Session Bill Status
HF1/SF1	Omnibus state government finance	Governor approval May 28, 2003 CH1	YES	SF1524	Conference committee discharged, bill tabled
SF2/HF2	Omnibus judiciary finance	Governor approval May 28, 2003 CH2	YES	HF750	Senate Finance committee
HF3/SF19	Appropriations adjustments for 2003	Governor approval June 12, 2003 CH18	NO	--	--
HF5	Omnibus transportation and public safety	Governor approval June 8, 2003 CH 19	YES	HF627	Conference committee discharged, bill tabled
HF6	Omnibus health and human services	Governor approval June 5, 2003 CH14	YES	HF437	Conference committee discharged, bill tabled
SF6/HF19	Administrative rules, good cause exemption notice	Governor approval May 30, 2003 CH6	YES	SF30	Returned to Senate w/House amendments, not reported
HF7	Omnibus tax	Governor approval June 8, 2003 CH21	YES	HF1597	Senate conferees not appointed
HF8	Omnibus capital improvements, bonding	Governor approval June 12, 2003 CH20	YES (bills are substantially different)	HF1469	Senate Taxes committee
SF8/HF16	Help America Vote Act	Governor approval May 30, 2003 CH7	YES	HF1006	Senate Rules committee
HF9/SF21	Prairie Island	Governor approval May 29, 2003 CH11	YES	SF794	Returned to Senate w/House amendments, not reported
SF10/HF29	Administration department provisions, data practices	Governor approval May 30, 2003 CH8	YES	SF1180	Conference committee discharged, bill tabled
HF13/SF9	State land acquisition	Governor approval June 12, 2003 CH13	YES	HF810	Senate tabled

SF13/HF33	Dental practices regulations	Governor approval May 30, 2003 CH5	YES	HF326	House adopted CC report, not reported in Senate
SF18/HF12	Unemployment insurance, trust fund solvency	Governor approval May 30, 2003 CH3	YES	HF831	Returned to Senate Jobs committee
SF22/HF37	Omnibus pension	Governor approval May 30, 2003 CH12	YES	HF656	House Rules committee
SF27/HF34	Municipal guaranteed energy savings contracts	Governor approval May 30, 2003 CH10	YES	HF394	Returned to Senate Local Gov't committee
SF28/HF25	Trade and economic development department renamed	Governor approval May 30, 2003 CH4	NO	--	--
HF30/SF34	State highway routes modified	Governor approval June 8, 2003 CH22	YES	HF968	Passed in both bodies, not reported in House
HF51	Omnibus early childhood, family, and K-12 education finance	Governor approval May 30, 2003 CH9	YES	HF1404	Conference committee discharged, bill tabled
HF56/SF16	Revisor's bill	Governor approval May 30, 2003 CH23	NO	--	--
HF57	Claims against the state	Governor approval June 8, 2003 CH15	NO	--	--
HF66	Metropolitan council provisions	Governor approval June 8, 2003 CH16	YES	(See SF693, HF1228)	--
HF67	Political party definition changes repealed	Governor approval June 12, 2003 CH17	NO	--	--