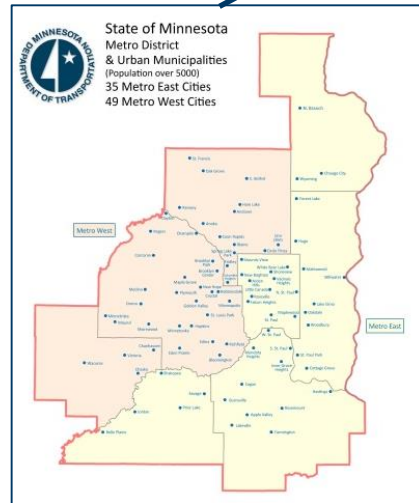




Local Bridge and Road Improvement Programs House Capital Investment Committee

Ted Schoenecker | State Aid for Local Transportation Office Director

February 1, 2017



Counties (87)

CSAH – 30,708 mi

County Rd – 14,197 mi

Bridges – 8,159

State Aid Cities (148)

MSAS – 3,735 mi

Local Street* - 26,141 mi

Bridges** – 1,492

Small Cities (704)

Local Street* - 26,141

Bridges** - 1,492

Townships (1,782)

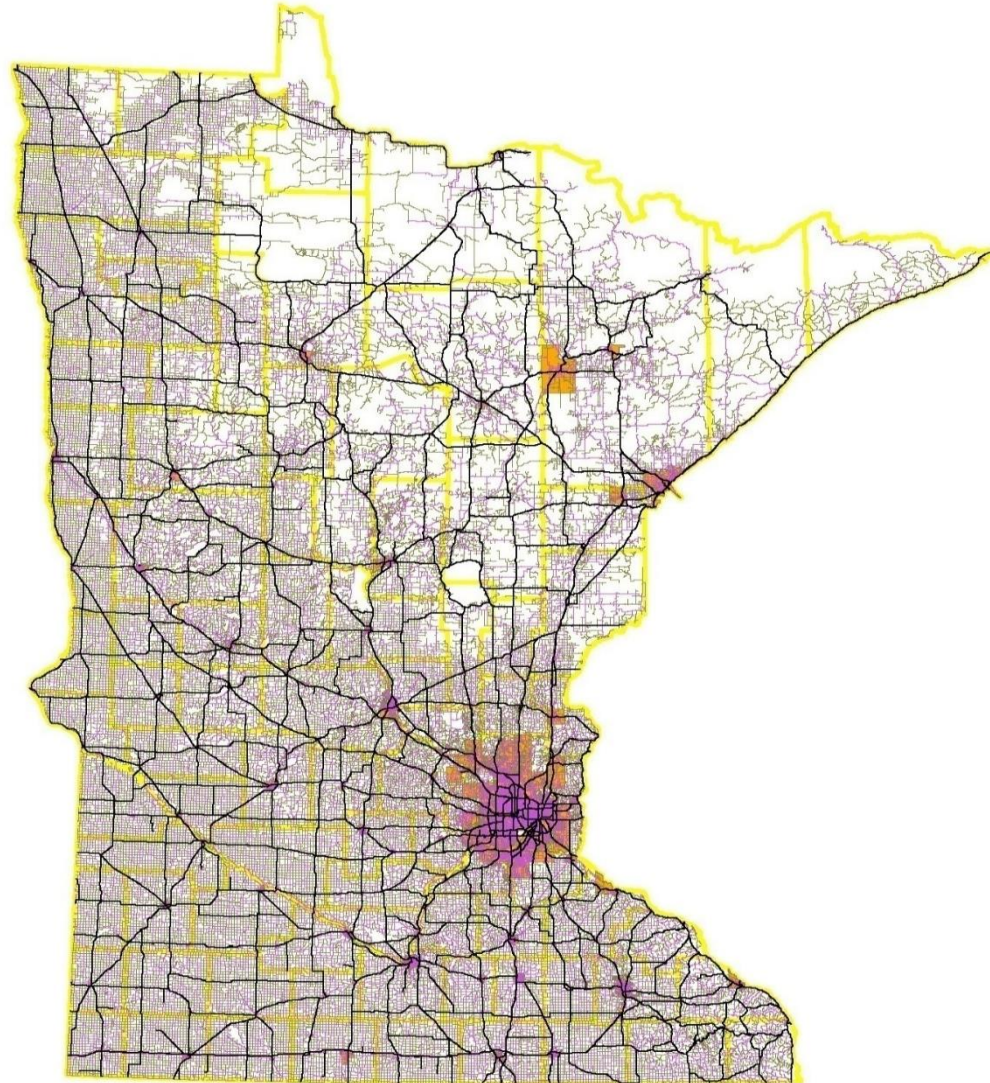
Town Road – 55,297 mi

Bridges – 6,074

*Combined state aid and small cities streets

**Combined state aid and small cities bridges

Local Road and Bridge Systems



Miles of Roadways

Trunk Hwy –	11,814
CSAH –	30,708
MSAS –	3,735
Local Roads –	95,635
(i.e. county, township, streets)	
Total –	141,892

92%

Number of Bridges

Trunk Hwy –	4,030
County Roads –	8,159
City Streets –	1,492
Township Roads –	6,074
Total –	19,755

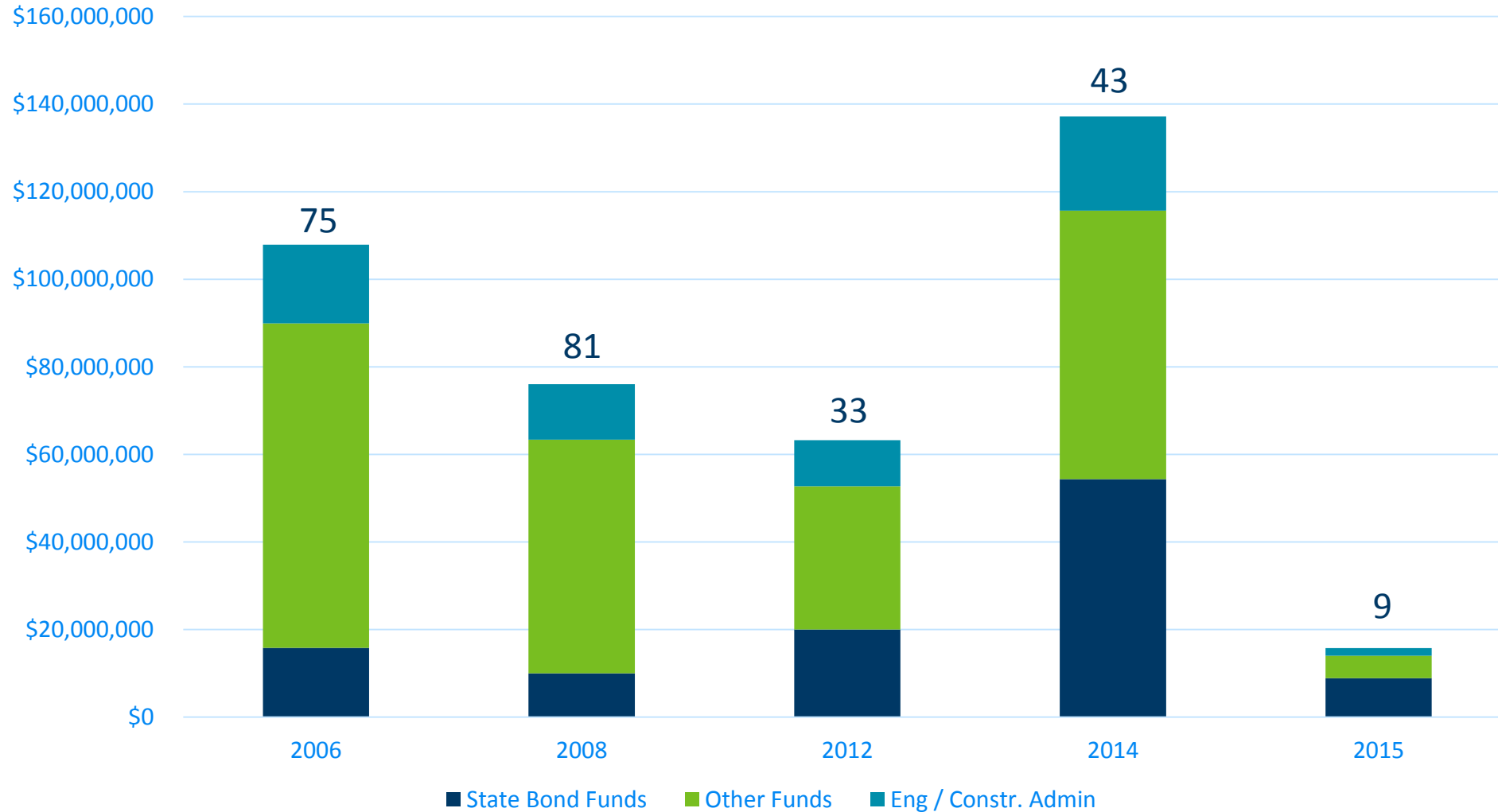
80%

Local Road Improvement Program (Created in 2002)

- MN Statute 174.52
- Includes 3 accounts
 - TH Corridor Account
 - Routes of Regional Significance Account
 - Rural Road Safety Account
- Projects are selected through a competitive solicitation or legislative direction
 - Reviewed and recommended by an Advisory Committee
- Construction/reconstruction costs only



History of Local Road Improvement Program

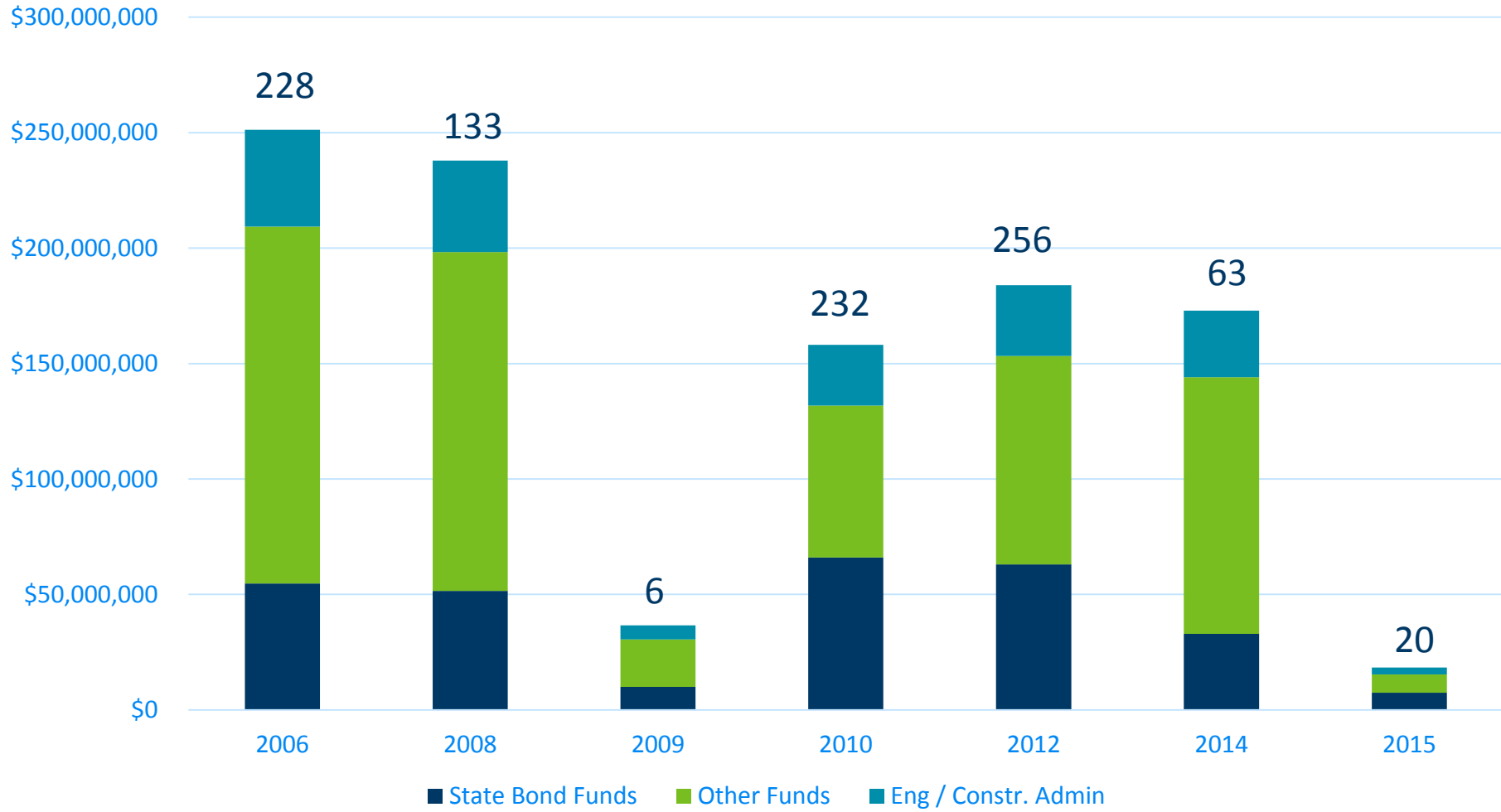


Local Bridge Replacement Program (Created in 1976)

- MN Statute 174.50
- Reconstruct, rehabilitate, replace local bridges
- Projects are identified through resolution by local agency elected officials
 - Must meet eligibility criteria
- Construction of bridge structure costs only



History of Local Bridge Program



Local Bridge Program – Master Bridge Replacement Priority List (2017-2021)



- 5-year Priority List (includes those on the Waiting List)
 - Identified through yearly resolution by local agency
 - 1,000 bridges on current list

2015-2016 Avg Bridge Cost = \$395,000

Total estimated cost to fund all bridges = \$585M

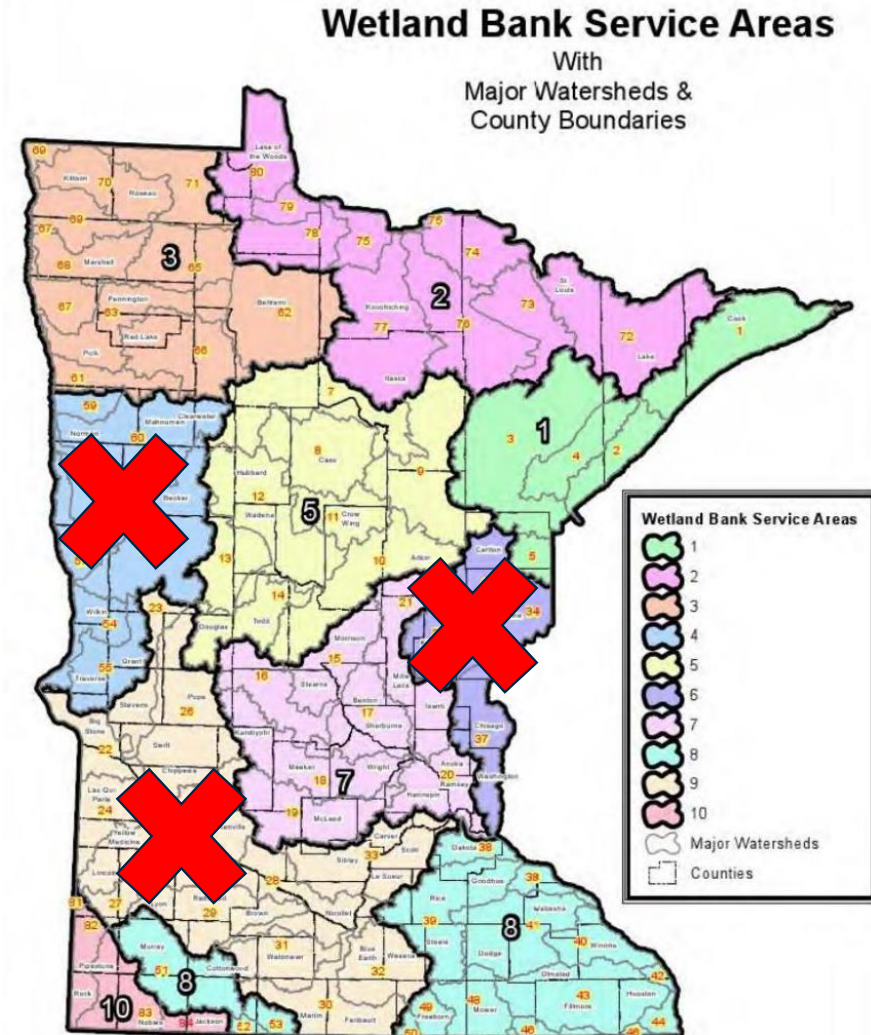
Local Bridge Program – Waiting List

- 149 Projects – plans approved or in queue for approval
 - \$36M in bond requests
 - \$72M in total construction cost



Local Road Wetland Replacement Program (LRWRP) (Created in 1996)

Bank Service Area	Available Credits September 2016	Projected Additional Credits thru July 2017	Projected Annual Credit Need	Projected Credit Balance July 1, 2017
1	4	0	7	-3
2	0	51	7	44
3	36	0	29	7
4	0	0	10	-10
5	55	0	22	33
6	0	0	13	-13
7	12	16	50	-23
8	13	63	5	71
9	0	15	28	-13
TOTAL	120	145	171	93



Thank You!

Ted Schoenecker

ted.schoenecker@state.mn.us

651-366-3804