

School-Linked Mental Health Services

Overview of Children Served by School Linked Mental Health Services for State Fiscal Year 2019

Last Updated October 2020
DHS, Behavioral Health Division

School-Linked Mental Health (SLMH) Program services provide early identification and intervention for students with mental health needs and to build the capacity of schools to support students with mental health needs in the classroom.

Purpose of School-Linked Mental Health Services:

- Increase accessibility for children and youth who are uninsured or underinsured
- Improve outcomes for children and youth with a mental health diagnosis
- Improve identification of mental health issues for children and youth.

This report will describe students served by School-Linked Mental Health Services for State Fiscal Year 2019 (July 1, 2018 – June 30, 2019)

Annual Data Figures for SLMH Services

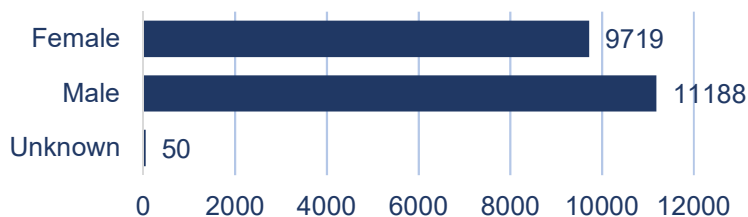
Total Number

Number of Children Served by SLMH Program Services	20,957
Number of School Programs Served by SLMH	1,116
Number of School Districts Served by SLMH	328
Number of SLMH Agencies Serving Children	57

Demographics of Total Number Children served by SLMH Services in Fiscal Year 2019

Racial Identity	Count	Percent of Total
American Indian or Alaskan Native	831	3.97%
Asian	349	1.67%
Black or African American	1,926	9.19%
Hispanic or Latino	11	0.05%
More than one race	1,665	7.94%
Native Hawaiian or Pacific Islander	39	0.19%
Other	25	0.12%
Unknown or declined to share	1,391	6.64%
White	14,720	70.24%

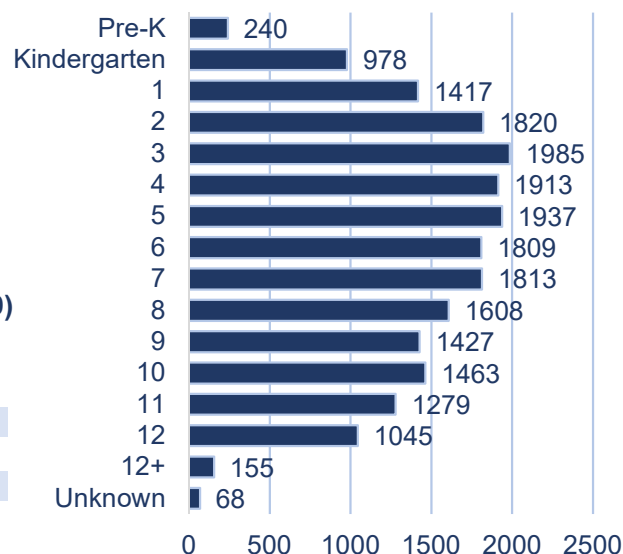
Gender Identification of Total Number of Children served by SLMH Services in Fiscal Year 2019



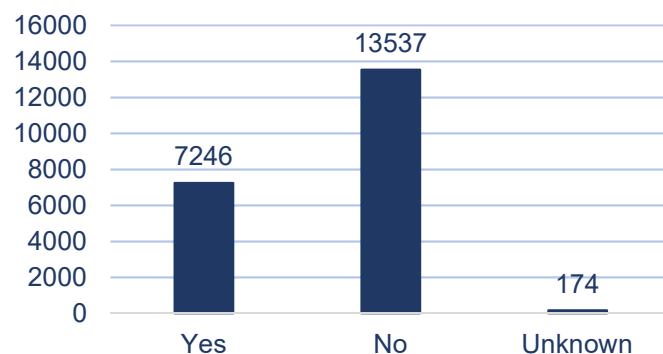
Top 5 Most Common Diagnosis for Total Number of Children served by SLMH Services in Fiscal Year 2019

- F41.1 Generalized anxiety disorder
- F90.2 Attention-deficit hyperactivity disorder, combined type
- F43.25 Adjustment disorder with mixed disturbance of emotions and conduct
- F43.8 Post-traumatic stress disorder, unspecified
- F43.10 Post-traumatic stress disorder, unspecified

Grades of Total Number of Children Served by SLMH Services in Fiscal Year 2019



Individualized Education Plan (IEP) Status for Total Number of Children served by SLMH Services in Fiscal Year 2019



Insurance Status of Total Number of Children served by SLMH Services in Fiscal Year 2019

- MHCP-MN Health Care Programs: 11,445 Children
- Private or commercial health insurance plan: 6,931 Children
- Both MHCP & private/commercial: 1,439 Children
- No insurance: 1,587 Children
- Unknown: 95 Children