



Property Tax Burden (Voss) Report

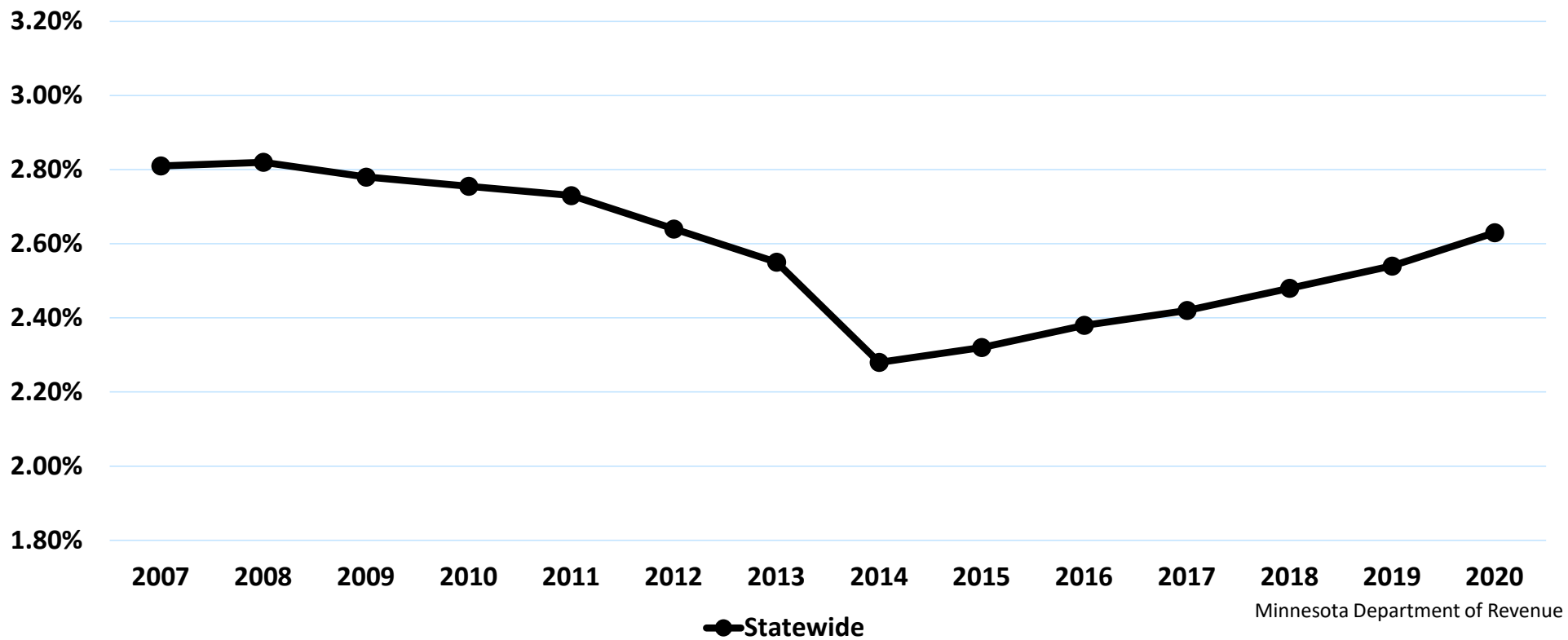
Nick Greene | Property Tax Research Director

About the Voss data

For every Minnesota non-farm Homestead:

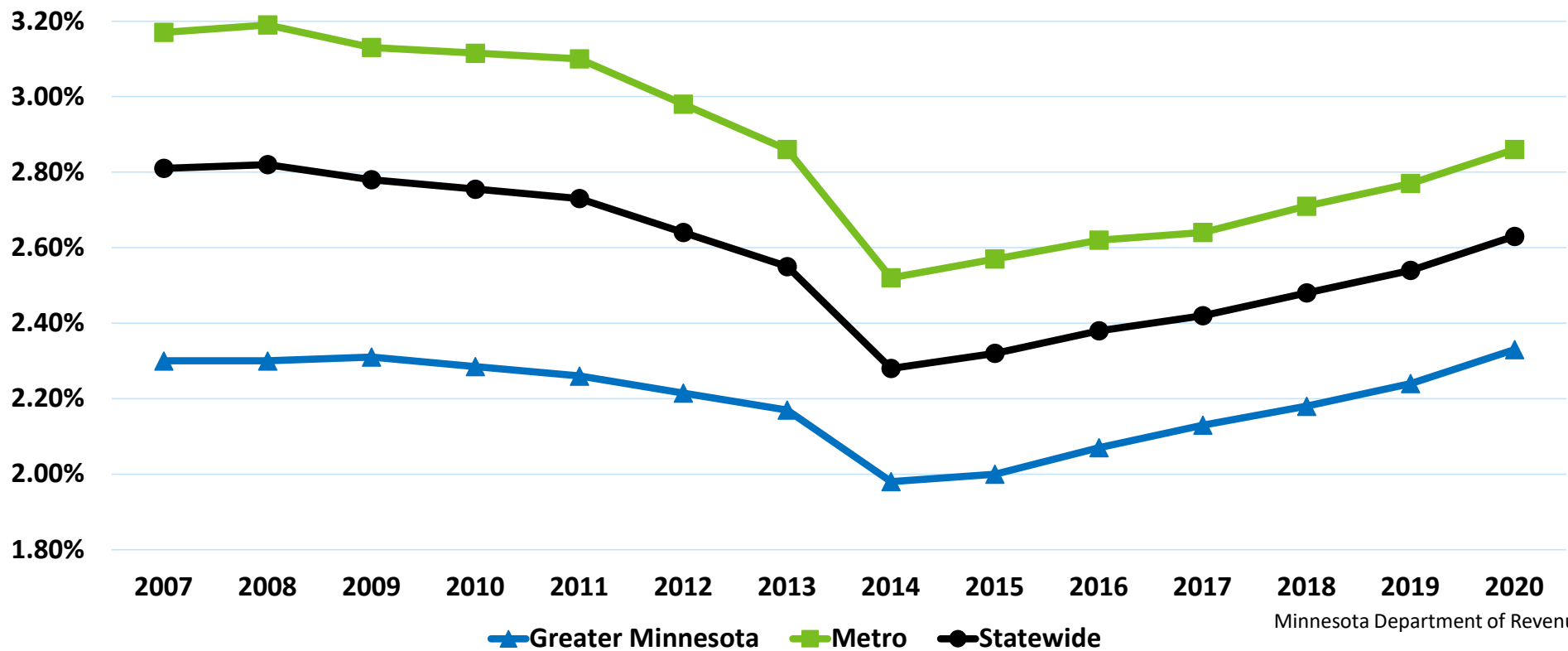
$$\text{2020 Property Tax Burden} = \frac{\text{2020 Property tax paid after credits and refunds}}{\text{2019 Homesteaders' income (taxable \& nontaxable)}}$$

Median Property Tax Burden after PTR Property Taxes Payable 2007-2020



History

Median Property Tax Burden after PTR Property Taxes Payable 2007-2020



Minnesota Department of Revenue

Determinants of Property Taxes

Total local levies and each parcel's share of tax base.

These are affected by:

- Level of public services
- Intergovernmental aid and other non-property tax revenues
- Tax base composition and property tax classification system
- Property tax refunds (PTR), credits, exclusions

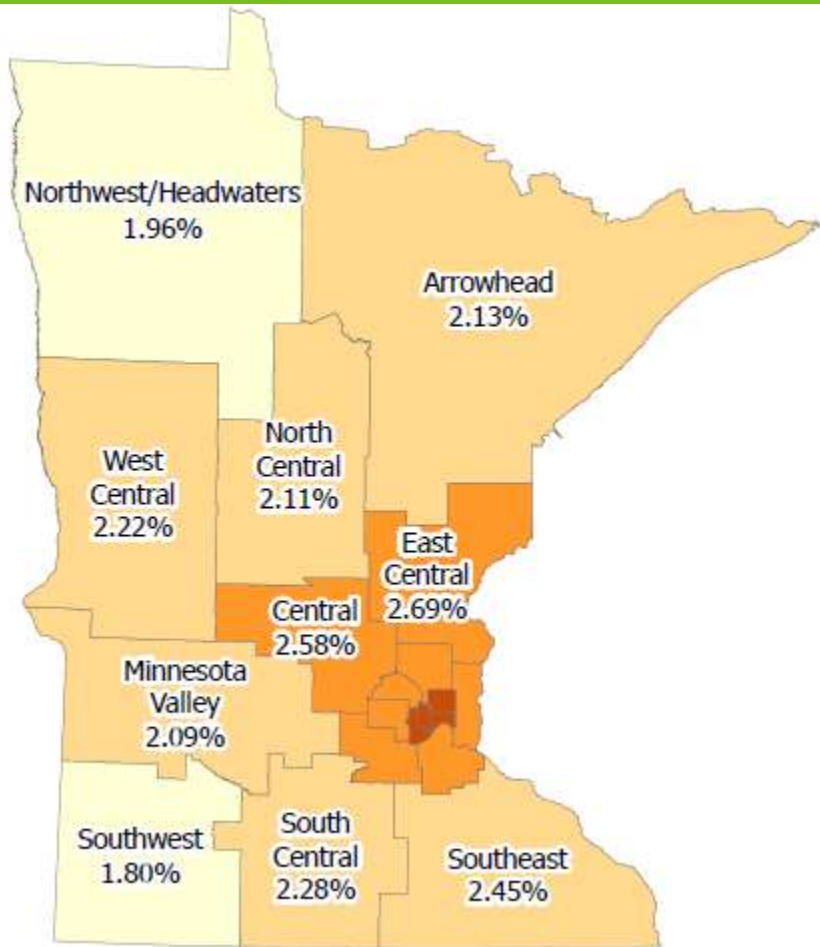
2020 Tax Burden by Region

Region	Median Burden	
	before PTR	after PTR
Greater Minnesota	2.7%	2.3%
Metro	3.4%	2.9%
Statewide	3.1%	2.6%

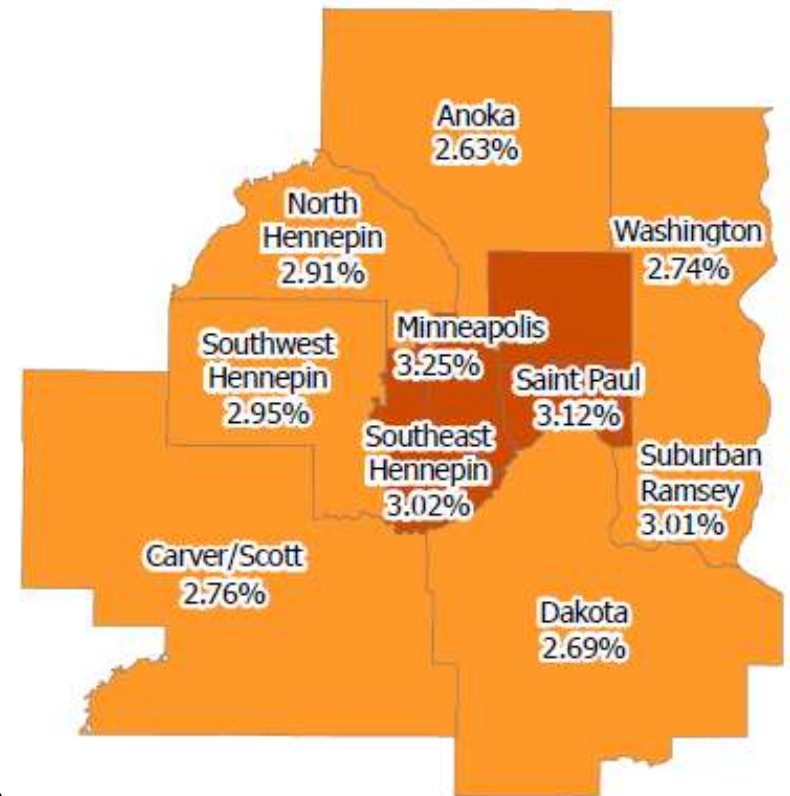

2020 Tax Burden by Income

Income range	Median Burden	
	before PTR	after PTR
\$10,000 - \$30,000	8.1%	3.8%
\$30,000 - \$45,000	5.3%	3.2%
\$45,000 - \$65,000	4.2%	2.8%
\$65,000 - \$90,000	3.4%	2.6%
\$90,000 - \$125,000	2.9%	2.6%
\$125,000 or more	2.2%	2.2%
Overall	3.1%	2.6%

2020 Property Tax Burden by Region



Median Burden after PTR



Minnesota Department of Revenue

Taxes Payable 2020

2020 Median Values	Market Value	Net Tax	Burden Before PTR	Burden After PTR
Greater Minnesota	\$175,300	\$1,720	2.65%	2.33%
Metro	\$276,600	\$3,010	3.42%	2.86%
Statewide	\$232,900	\$2,369	3.08%	2.63%

Compared to 2019	Market Value	Net Tax	Burden Before PTR	Burden After PTR
Greater Minnesota	↑\$10,200	↑\$117	↑0.14	↑0.09
Metro	↑\$17,600	↑\$193	↑0.11	↑0.09
Statewide	↑\$15,400	↑\$160	↑0.13	↑0.09

Looking past 2020

- Increasing residential homestead values continue
- Agricultural and other property values
- Trends in property tax levies

Property Tax Burden (Voss) Report

The Property Tax Burden (Voss) Report analyzes how Minnesota homeowner property values and property taxes vary by income and region. The report includes data on estimated market value, state-paid refunds, net property tax, and homestead income.

TAXES PAYABLE YEAR	REPORT LINK	DATE PUBLISHED
2020	Voss Report	January 2022
2019	Voss Report	January 2021

<https://www.revenue.state.mn.us/property-tax-burden-voss-report>

Thank you!

nick.greene@state.mn.us