



MINNESOTA
INTERAGENCY COUNCIL
ON HOMELESSNESS

Minnesota House of Representatives
Preventing Homelessness Division

February 2, 2022

Participants today

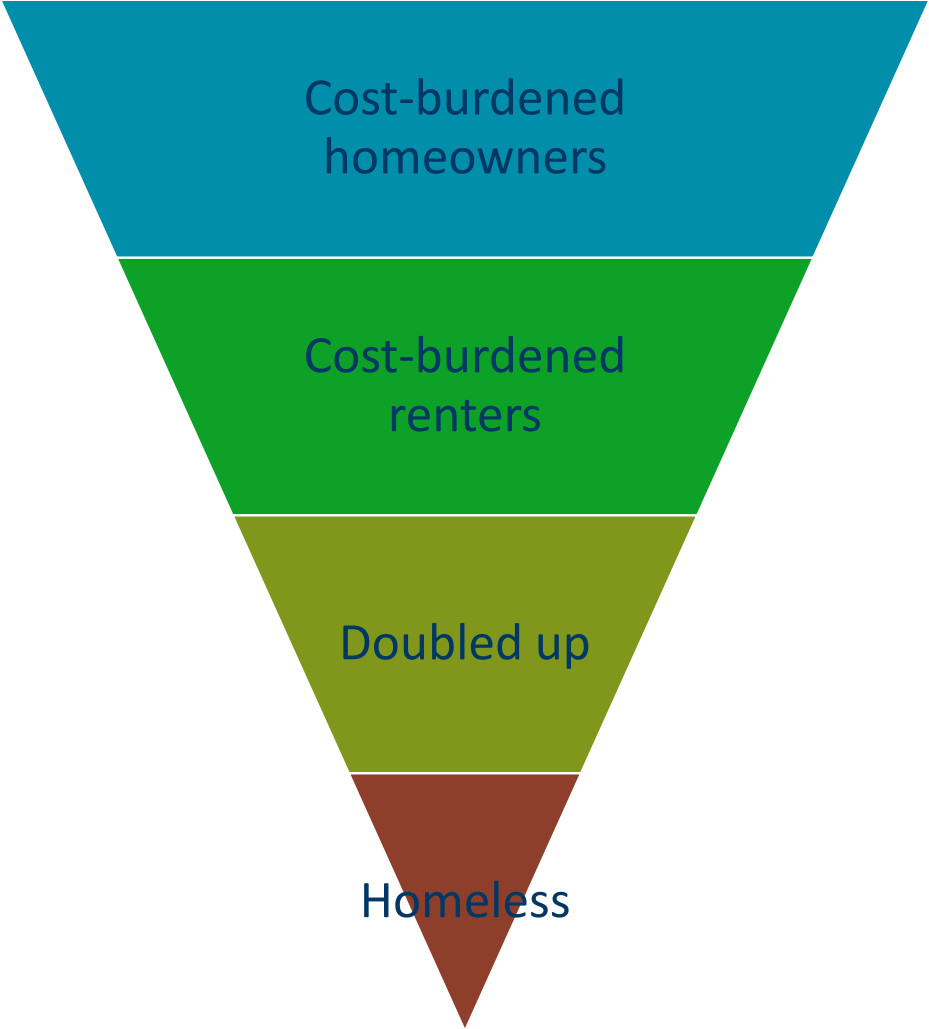
- Cathy ten Broeke, Assistant Commissioner and Executive Director
- Eric Grumdahl, Deputy Director
- Elizabeth Dressel, Implementation Coordinator and Equity Specialist

Continuum of needs related to housing instability

Population	Estimate
Cost-burdened homeowners paying more than 30% of income toward housing	285,508 owner households
Cost-burdened renters paying more than 30% of income toward housing	268,764 renter households
Doubled up or lacking a fixed, regular or adequate place to live	231,081 people live in overcrowded households*
Sheltered and unsheltered homeless living in emergency shelters, transitional housing with time limits, outdoors, or places not meant for habitation	Estimated 7,940 people in 2020 Point-in-Time count

Sources:

- American Community Survey for cost-burdened households.
- Minnesota Housing tabulation of 5-year 2019 ACS microdata for overcrowded households. Overcrowding defined as more than two people per bedroom.
- HUD Point in Time data for people in shelter or place not meant for human habitation on a single night in January.



Strategies to respond to continuum of housing needs

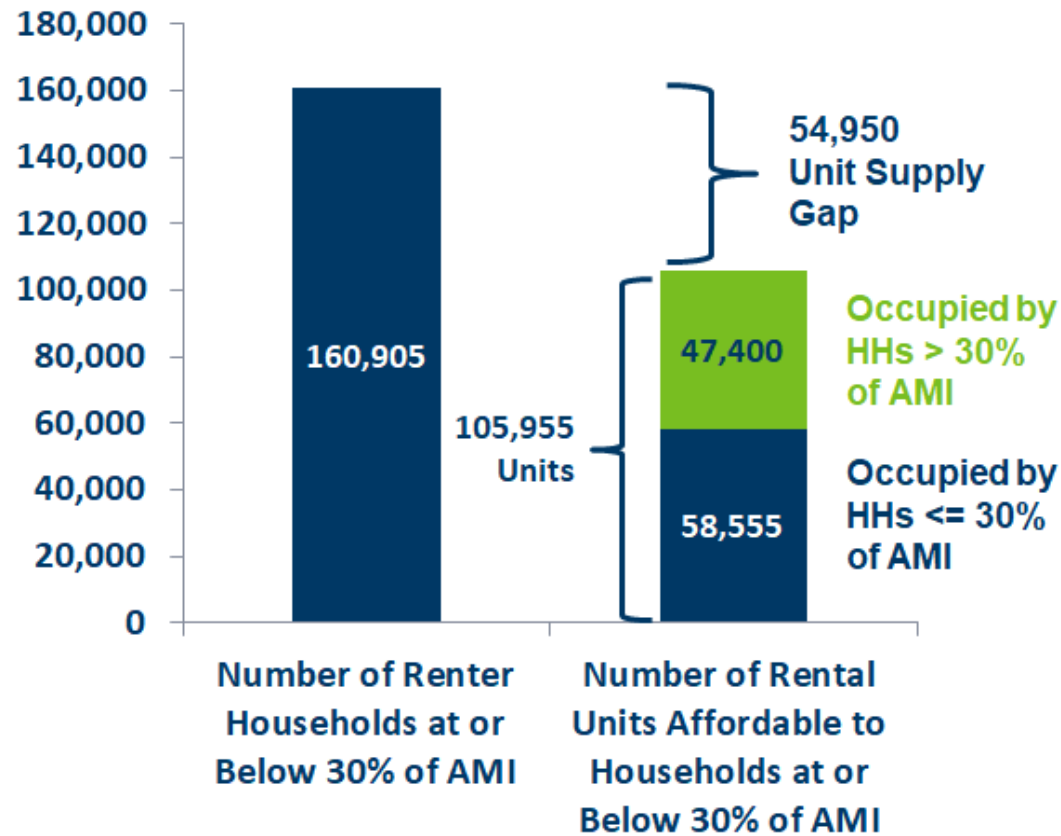
Strategies	Cost-burdened home-ownership	Cost-burdened renters	Doubled up	Sheltered and unsheltered homeless
Loan forgiveness/deferment	✓			
Homelessness prevention	✓	✓	✓	
Affordable housing preservation and development	✓	✓	✓	✓
Targeted financial assistance	✓	✓	✓	✓
Housing-focused supports	✓	✓	✓	✓
Public Housing investments		✓	✓	✓
Rental assistance		✓	✓	✓
Shelter investments			✓	✓

Prevent homelessness whenever possible, and otherwise making it rare, brief, and non-recurring



Affordable housing gaps for low-income Minnesotans

Severe Shortage of Housing in MN that is Affordable to Households (HHs) with Incomes $\leq 30\%$ of AMI



Renter Households with Incomes $\leq 30\%$ of AMI

- 80% are cost burdened and 63% are severely
- They account for:
 - 25% of all renter households
 - 47% of cost-burdened renter households
 - 74% of severely cost-burdened renter households

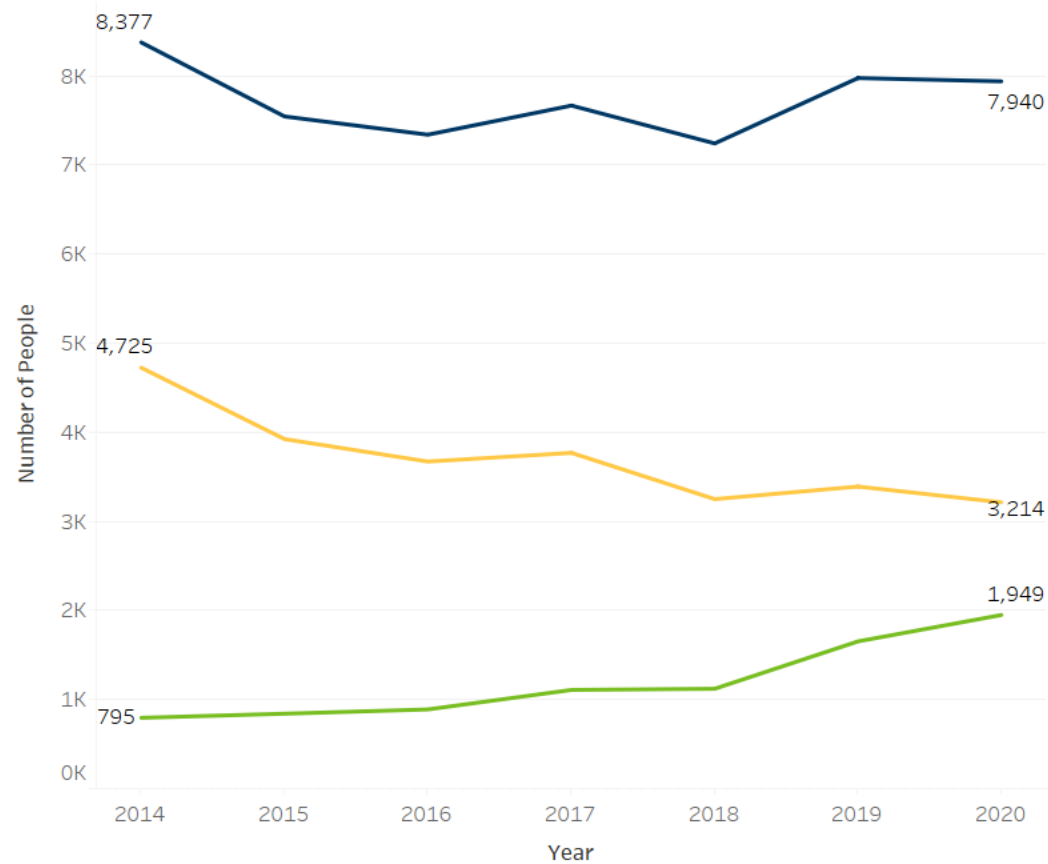
Source: Minnesota Housing analysis of HUD's 2014-2019 CHAS (Comprehensive Housing Affordability Strategy) data.

Trends in homelessness and select subpopulations

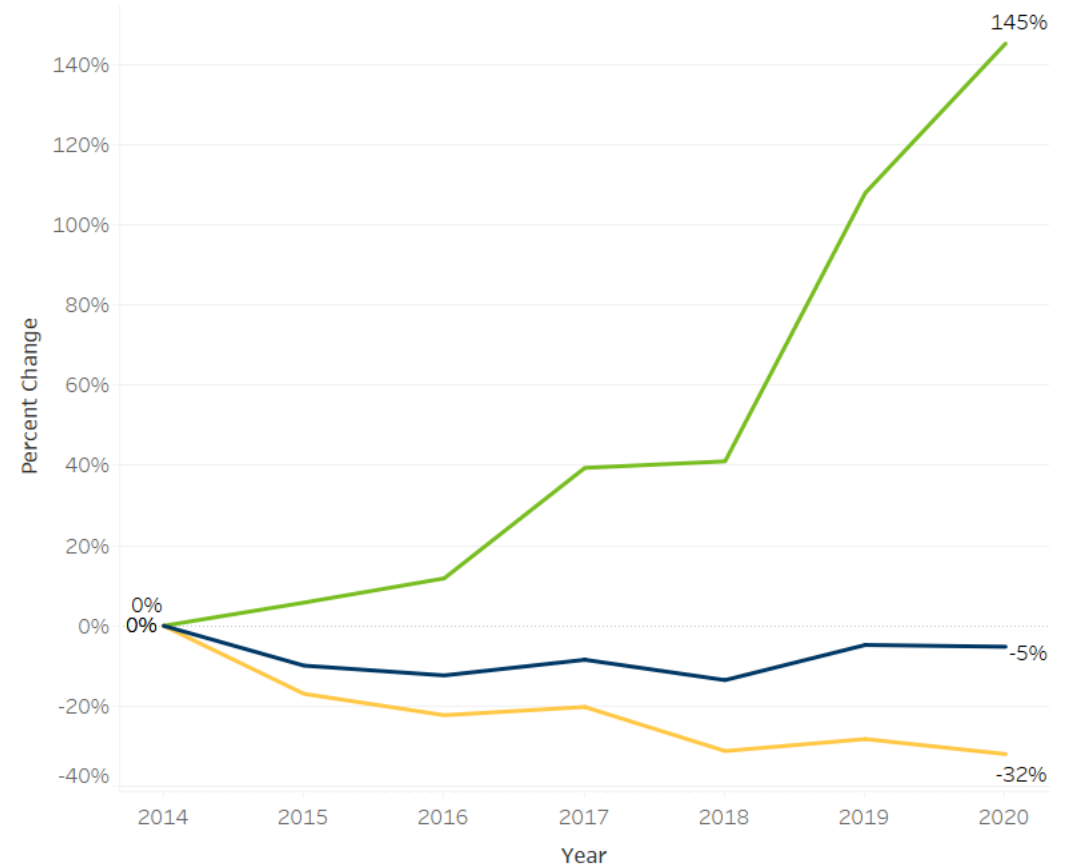
People Experiencing Homelessness, Point-in-Time Count 2014 to 2020

Total | Unsheltered | People in Families

Number of People

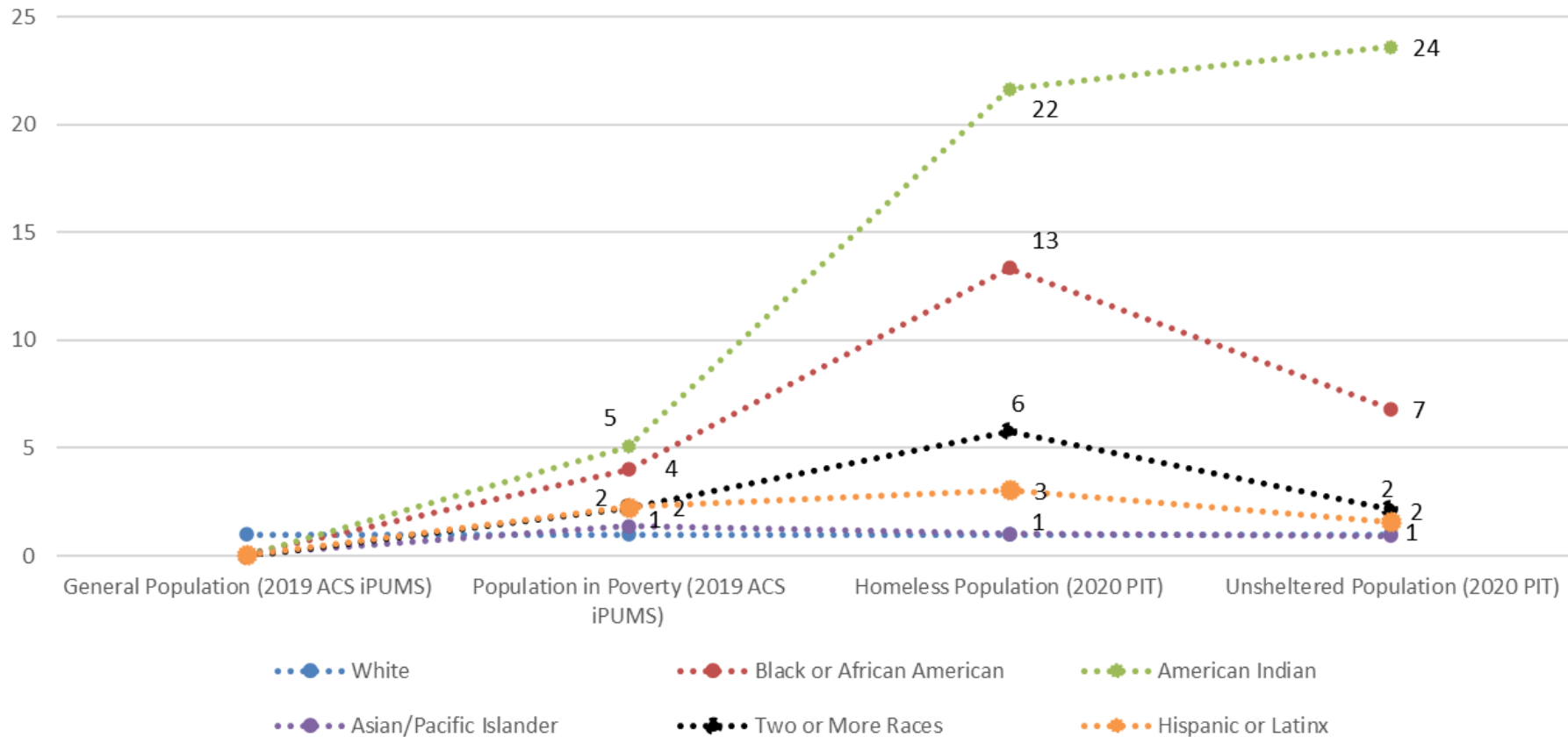


Relative Change Since 2014



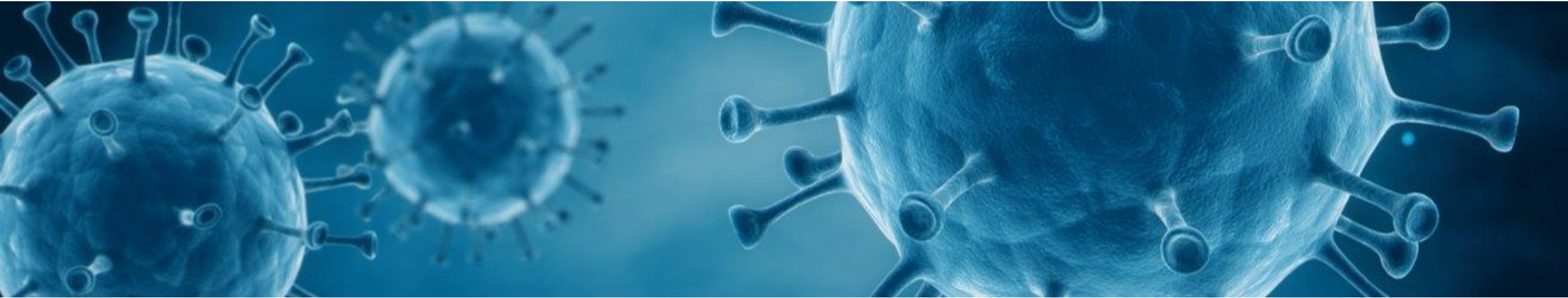
Proportional Representation of Race and Ethnic Populations Compared to White Populations*

(population is at least ____ times as likely to be homeless as white, non-hispanic population)



*Best estimates based on available data. Minnesota Housing tabulation of data from the U.S. Census Bureau's American Community Survey (2019 1-year sample, iPUMS microdata).

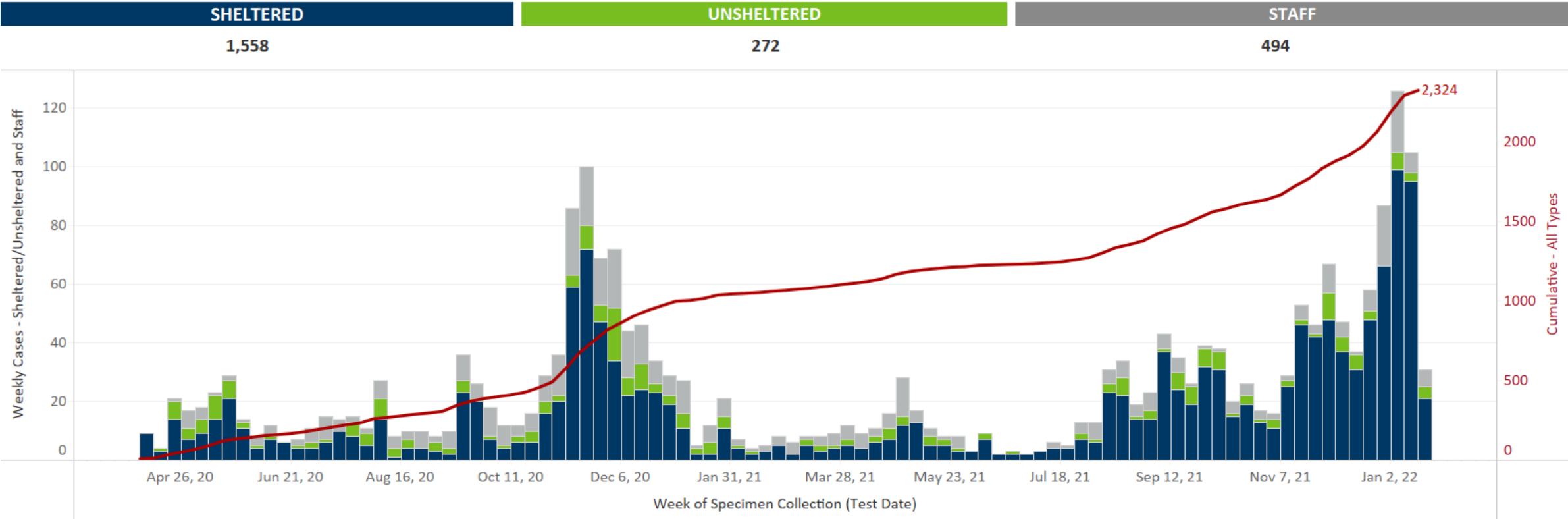
Persistent impacts of racism and inequity on homelessness



COVID challenges

COVID-19 Case Rates

WEEKLY COVID+ CASES FOR PEOPLE EXPERIENCING HOMELESSNESS AND SHELTER STAFF

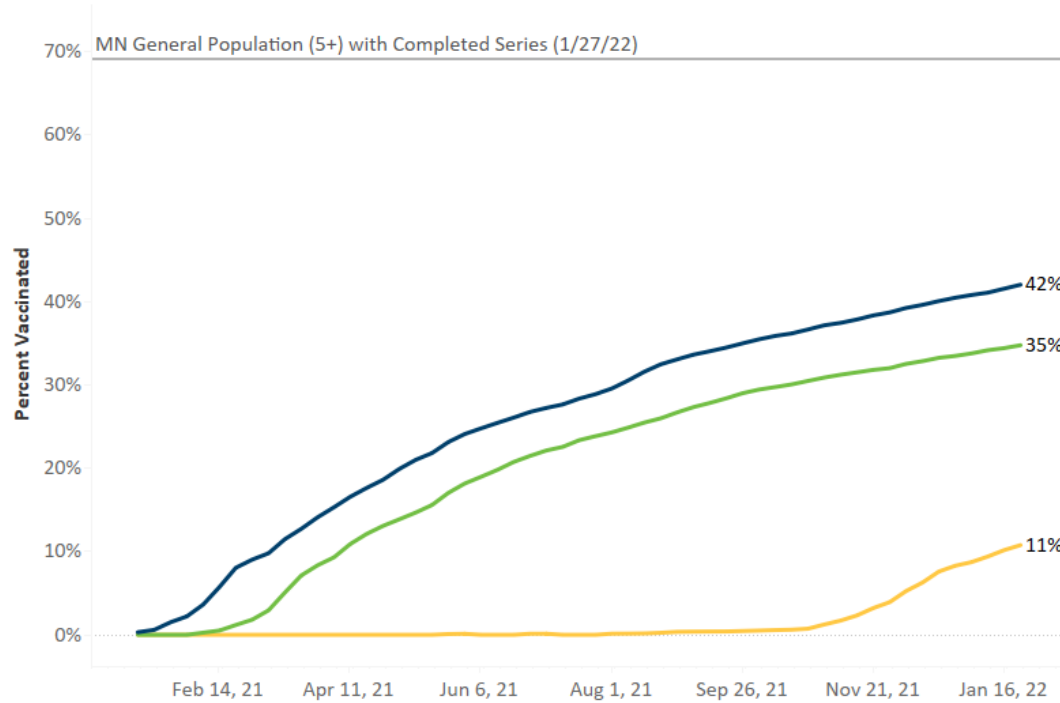


Vaccination rates among adults experiencing homelessness

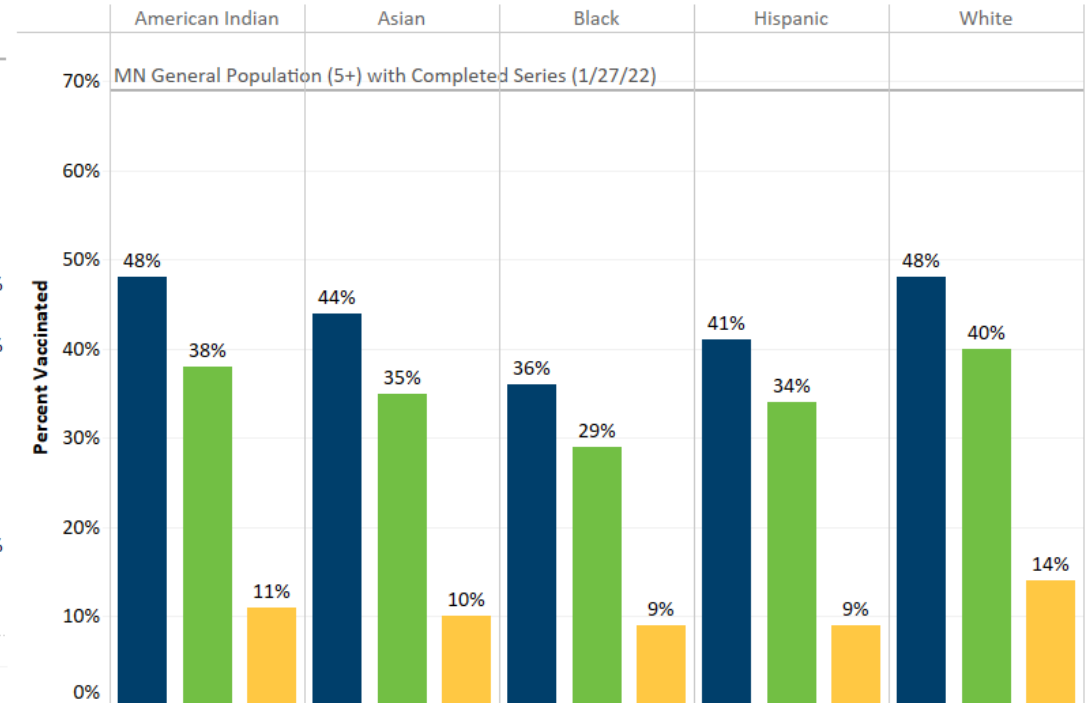
WEEKLY HOMELESS VACCINATION RATES AT LEAST ONE SHOT | COMPLETED SERIES | FIRST BOOSTER

Data last updated January 23, 2022

COVID-19 VACCINATION RATE OVER TIME



COVID-19 VACCINATION RATE: BY RACE AND ETHNICITY



Methodology: Data from a Hennepin Healthcare Research Institute matching individuals active in the Homeless Management Information System (HMIS) from September through November with Minnesota's Immunization Information Center (MIIC) and Minnesota's Electronic Health Record (EHR) Consortium.

Ongoing pandemic response

- \$10 million in shelter outbreak response fund using Federal Fiscal Recovery Funds
- MDH Congregate Living Settings Response Team providing extensive technical assistance for shelters. Currently supporting 36 sites with active outbreaks.
- Trusted Messenger program and targeted incentives to support vaccine outreach
- Ongoing At-Risk Populations work group and leadership briefings
- Minnesota Shelter Emergency Staffing Pool
- Continued engagement and support for field through weekly webinars

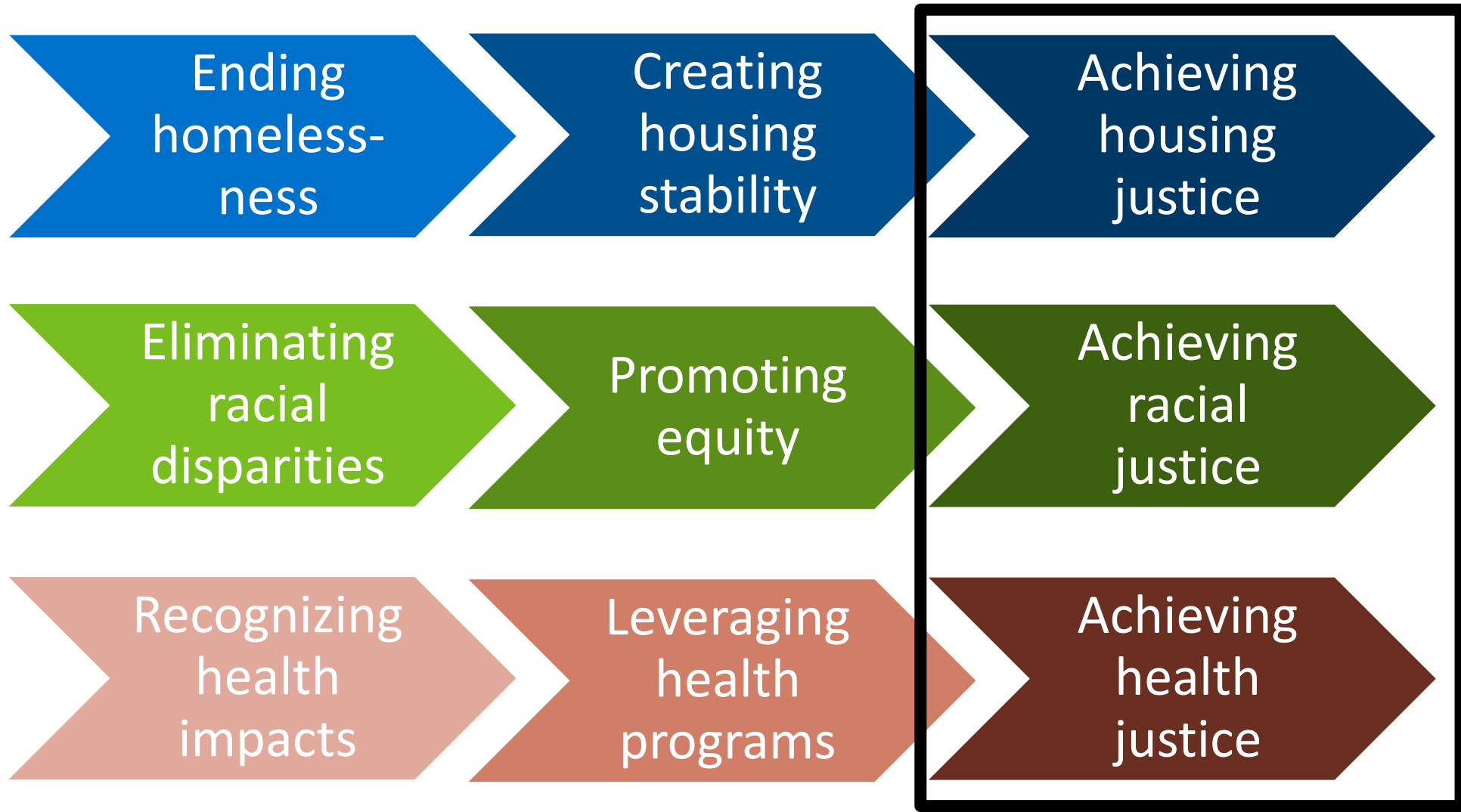
Challenges settings are experiencing

- Accessing affordable housing for clients and connecting with landlords
- Finding and hiring enough staff
- Supporting resilience, mental health, and well-being of staff and clients
- Additional funding to operate or expand shelter, outreach, and housing programs
- Challenges with COVID response – staffing through outbreaks, access to testing and isolation space, continuing to keep people safe



Direction for the Walz-Flanagan Administration's work on Housing Stability and Homelessness

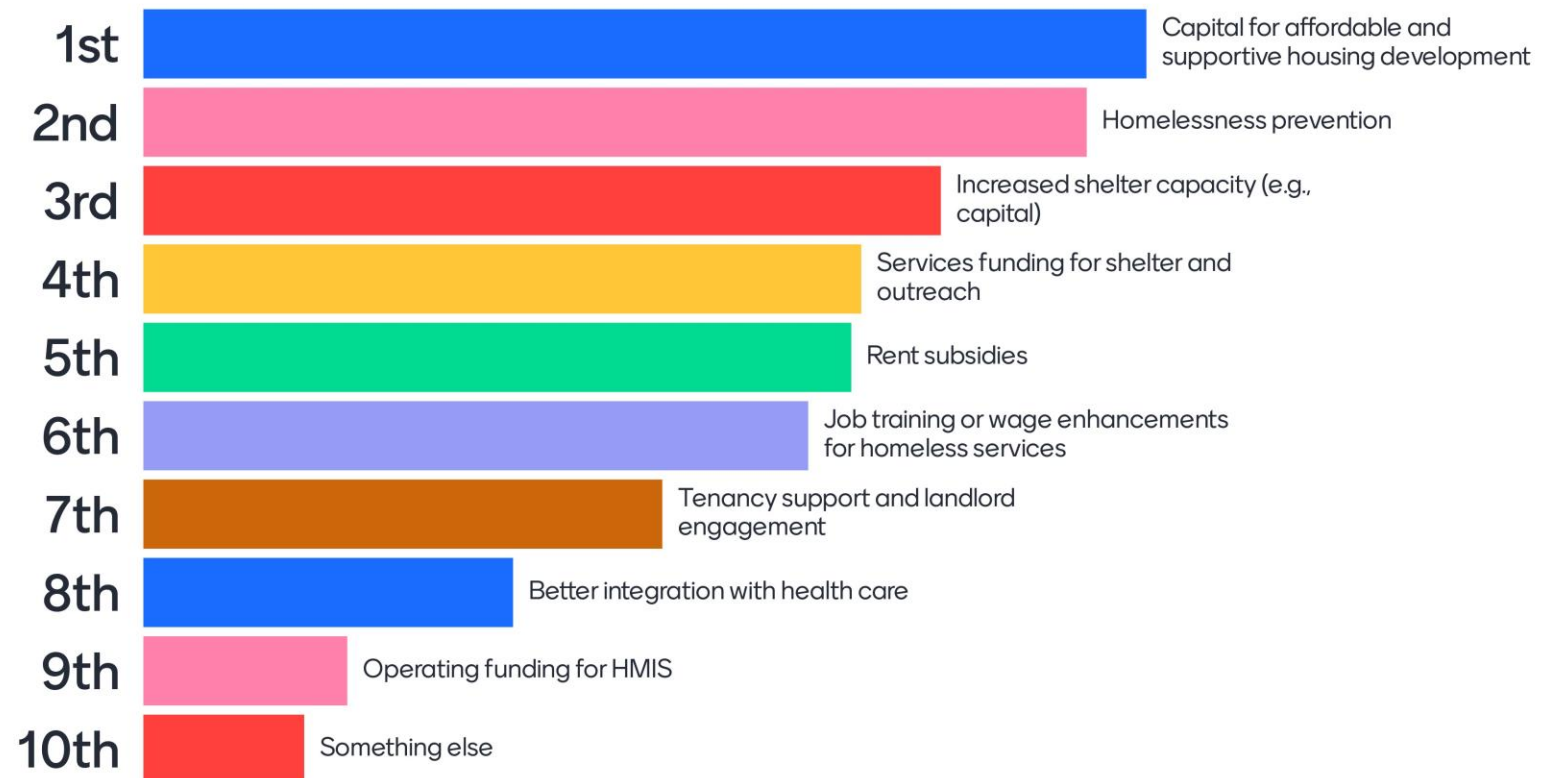
A new orientation for the work of the Council




Homelessness is the most egregious form of housing injustice.

Feedback from Weekly Provider Webinar Discussion

How would you prioritize investments?



- The Walz-Flanagan Budget to Move Minnesota Forward prioritizes investments in housing stability. This includes:
 - 35 proposals from six State agencies
 - 19 new programs and budget line items
 - Over \$1 billion in proposed spending over the next three State fiscal years
- Full summary of the Housing Stability package:
<https://headinghomealliance.com/wp-content/uploads/2022/01/Move-Minnesota-Forward-Housing-Stability-budget-January-2022.pdf>



Thank you!