


ARRA Update and Transparency Efforts

House State Government Committee
February 9, 2010



Recovery Act Principles:

- Timely Distribution of Funds
 - Accountability for All Funds
 - Unprecedented Levels of Transparency
- 

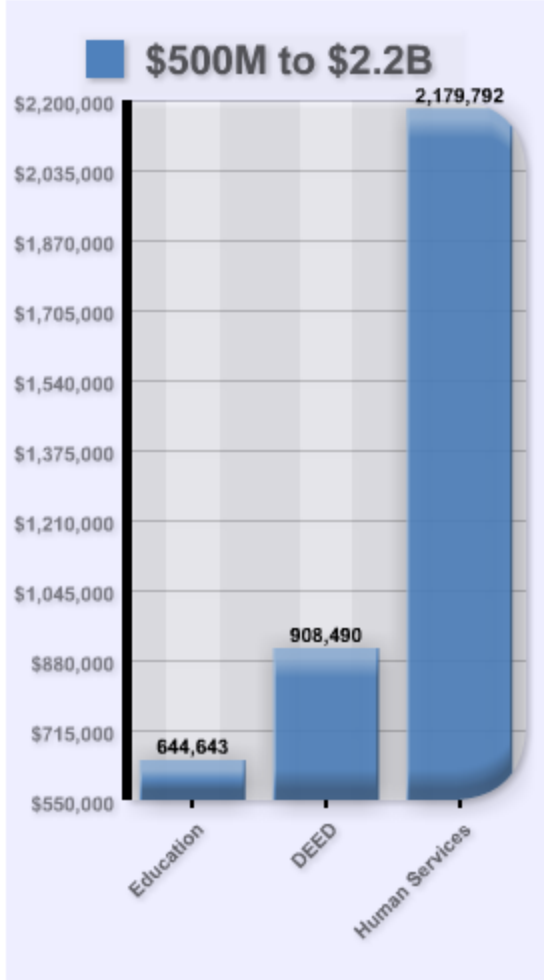
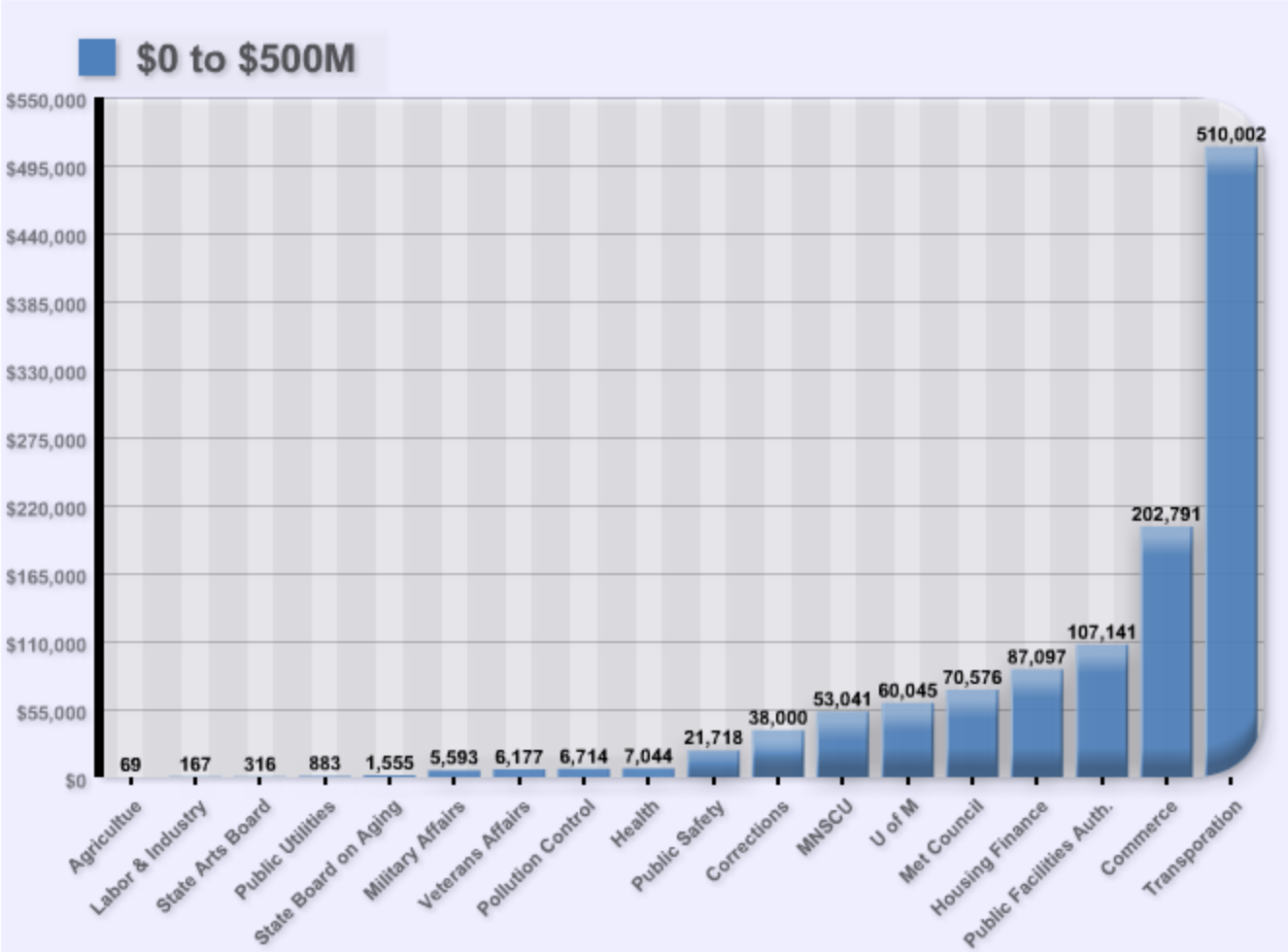
Overview

- ▶ In January 2010, state agencies reported:
 - \$4.9 billion in ARRA awards
 - \$2.5 billion in ARRA expenditures
- ▶ MMB created www.recovery.mn to make ARRA information centrally available to the public.
- ▶ In January, Minnesota was ranked 4th in the nation by *Good Jobs First* for ARRA transparency efforts.

Amount Awarded by State Agency

Data as reported in ARRA 1512 Reports and Including MMB Data for Reports Not Subject to 1512

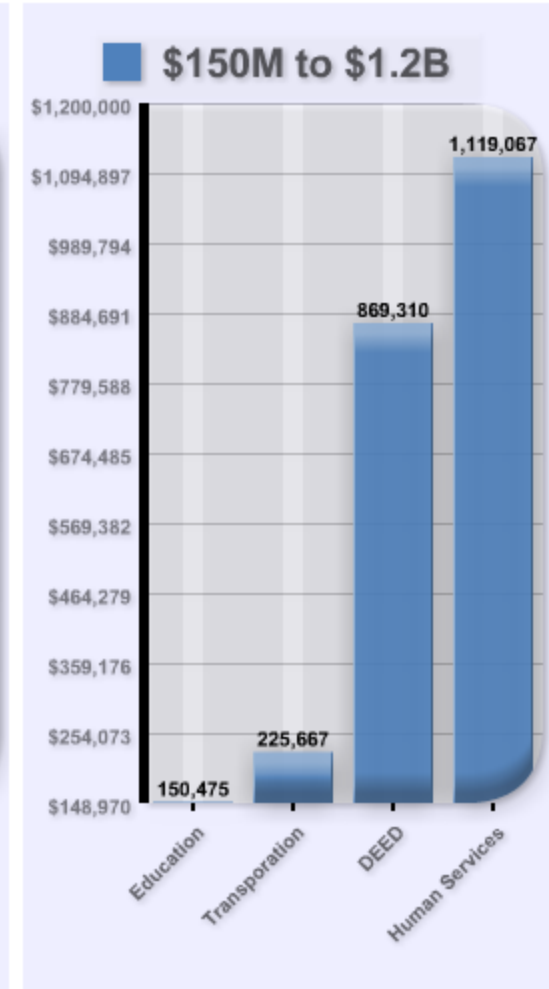
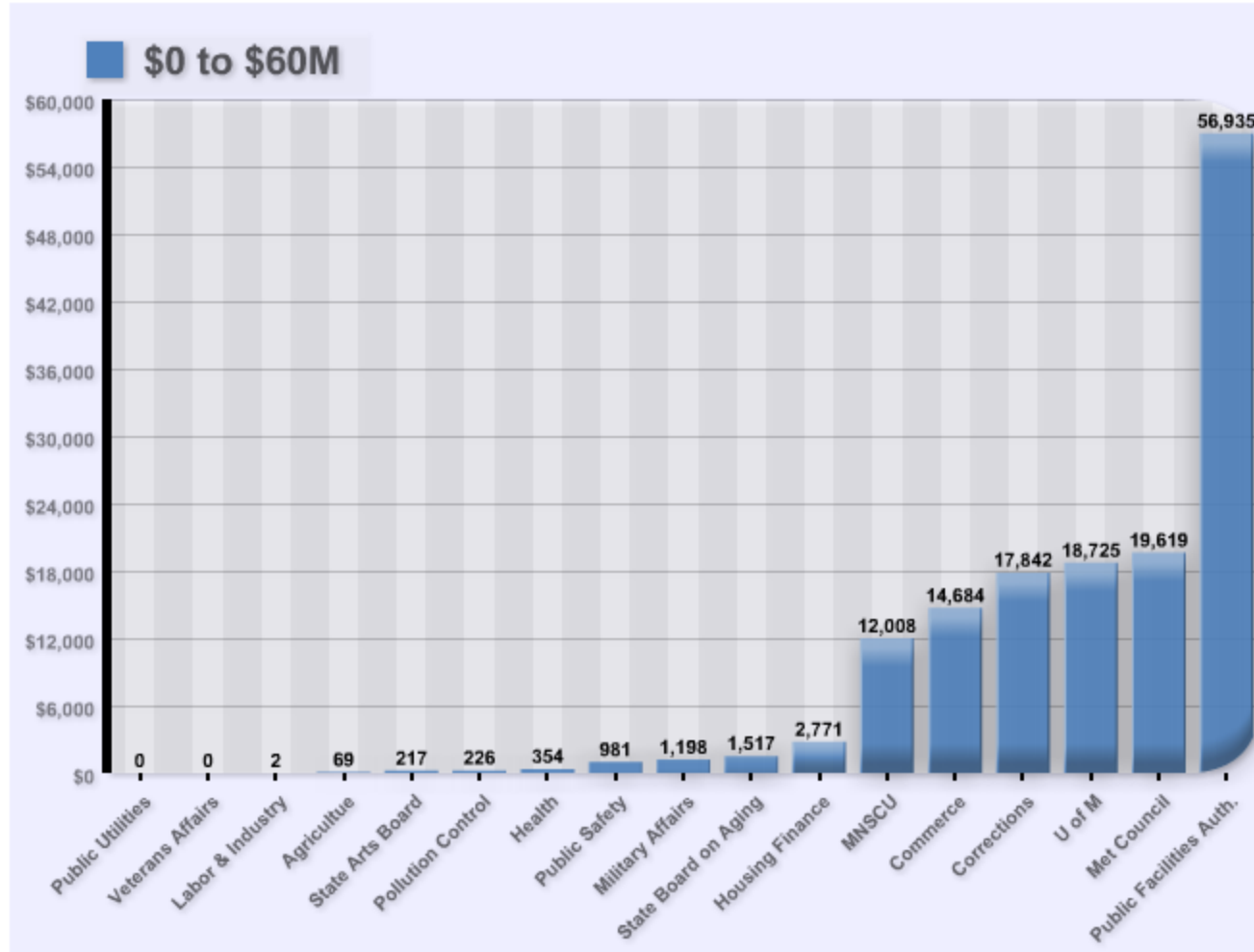
Dollars in Thousands




Amount Expended by State Agency

Data as reported in ARRA 1512 Reports and Including MMB Data for Reports Not Subject to 1512


(Dollars in Thousands)



Key Elements to ARRA Transparency

- ▶ Segregation of ARRA Funds in MAPS
 - ▶ Federally Required Section 1512 Reports
 - ▶ MMB Project Level Data Reports
 - ▶ Access to Funding Opportunities (grants, contracts, and assistance to individuals)
 - ▶ Reporting Fraud, Waste and Abuse
- 

Section 1512 Reporting Timelines

- ▶ Day 1: [FederalReporting.gov](https://www.federalreporting.gov) Opens
 - ▶ Day 10: Section 1512 Reports Due
 - ▶ Days 11–21: Recipients Update Data
 - ▶ Days 22–29: Federal Agency Review
 - ▶ Day 30: [Recovery.gov](https://www.recovery.gov) Publishes Data
- 


MMB ARRA Transparency Efforts

- ▶ October 10, 2009: First Reporting Period for Section 1512 Data Due
- ▶ October 12, 2009: MMB Publishes Summary Level Preliminary Information and Comprehensive Excel Spreadsheet
- ▶ Though not all programs are subject to 1512 reporting, www.recovery.mn includes a comprehensive picture of all state administered funding.
- ▶ October 30, 2009: MMB Publishes Final Data on Recovery.mn
- ▶ November 5, 2009: MMB and MnGeo Publish Recovery Map on Recovery.mn
- ▶ November 20, 2009: Interactive Reports Available on Recovery.mn
- ▶ February 5, 2010: All data updated to reflect January reports


What Led to Our Success

- ▶ Prioritization and momentum of ARRA allowed for MMB to ask state agencies for additional detailed information.
- ▶ Transparency work began as soon as ARRA was passed.
- ▶ Establishment of standard data elements in Section 1512 reporting allowed for common display of information.
- ▶ The federal government developed a centralized reporting solution.
- ▶ Access to existing state systems, such as the OET master contract list and MnGeo, allowed MMB to accomplish big things in a very short period of time.

Challenges

- ▶ Reporting timelines are very tight. Typically recipients have a minimum of 30 days after the end of the reporting quarter to submit reports.
 - ▶ The collection of additional information beyond that required by the Section 1512 reports was necessary to meet the public transparency expectations.
 - ▶ Many federal agencies issued guidance late in the reporting period and in some cases in conflict with the guidance issued by the federal Office of Management and Budget (OMB).
 - ▶ Not all information is useful if displayed in the same manner (mapping, reports, raw data). It was challenging to determine the best format for information.
- 


Can the ARRA transparency efforts be transferred to other areas?

- ▶ In many cases, yes, but not without careful assessment, planning, time and resources.
 - ▶ States leading the way on ARRA transparency have been focused on other transparency efforts which provided a strong foundation to build upon.
 - ▶ Transparency expectations in other areas may differ from what was expected with ARRA.
 - ▶ The legislature provided financial resources to assist with meeting ARRA transparency expectations.
 - ▶ State data exists in many formats; the best way to display each kind of information needs careful consideration.
- 

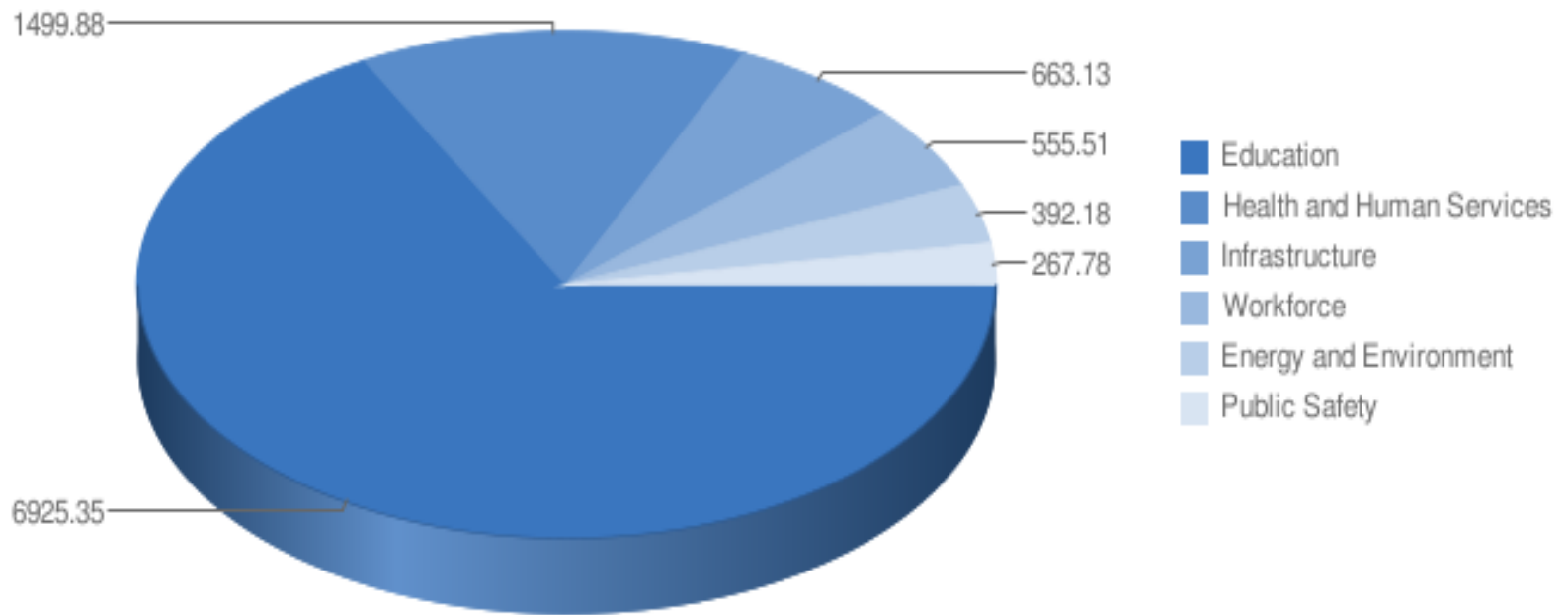
Changes for January Reporting

- ▶ The federal OMB issued updated jobs guidance on December 18, 2009.
- ▶ Jobs are to be reported quarterly rather than cumulatively.
- ▶ If the salaries or wages are paid for with ARRA funding, an FTE calculation is reported.
- ▶ Due to late issuance of guidance, the due date was extended from January 10th to January 15th allowing 5 additional days to submit 1512 reports. This was later extended to January 22nd.
- ▶ While final data will be published on the 30th, ongoing updates to data will be allowed up through March 30, 2010.

ARRA Jobs Impact

- ▶ Changes to the jobs reporting in January did not allow for an “apples” to “apples” comparison of jobs data from the first reporting period to the second reporting period.
 - ▶ The number of FTEs funded through state agency administered ARRA programs will be known for each quarter.
 - ▶ 10,303 FTEs were funded from October 1 through December 31, 2009.
- 

Jobs Created/Retained by Category



Jobs data is for the reporting quarter of October 1 through December 31 only, with expenditure and award data being cumulative for the life of the award. Jobs data was not reported for programs not subject to 1512 reporting. Those programs include entitlement benefits to individuals including Medical Assistance, Unemployment Insurance, Supplemental Nutrition Assistance and Temporary Assistance for Needy Families. Total cumulative expenditures for which job data was reported was \$624,576,134.13.

Other MMB Transparency Efforts

- ▶ Children's Resources Pilot Project:
 - Passed in 2009, provides overview of state expenditures aimed at children 21 years and under.
- ▶ Transparency & Accountability Project Minnesota:
 - Information on state government spending;
 - Who does business with the state; and
 - How much is spent in major categories.
- ▶ Searchable Database:
 - To be included in SWIFT, this will include information on: contracts, appropriations and expenditures.

Recovery.mn Demonstration

- ▶ www.recovery.mn