

**EXAMPLES OF MN STUDENTS' INEQUITABLE ACCESS TO DIVERSE TEACHERS:**

**THE SEVERE SHORTAGE OF TEACHERS OF COLOR IN  
2021 HOUSE HIGHER ED COMMITTEE MEMBERS' SCHOOL DISTRICTS**

(Source: <https://rc.education.mn.gov/#staffing>)

House Higher Ed Finance and Policy Committee Members		Most Diverse School District within Representatives' Legislative Districts	% Students of Color	% Licensed Staff of Color
Chair: Rep. Bernardy	DFL	Columbia Heights Public School District	83%	8%
Vice Chair: Rep. Christensen	DFL	North St. Paul-Maplewood Oakdale Public School District	66%	9%
Republican Lead: O'Neil	R	Monticello Public School District	16%	1.4%
Rep. Albright	R	Shakopee Public School District	44%	3%
Rep. Daniels	R	Faribault Public School District	57%	2%
Rep. Erickson	R	Onamia Public School District	60%	0%
Rep. Hanson	DFL	Burnsville Public School District	64%	6%
Rep. Heintzeman	R	Brainerd Public School District	9%	0.4%
Rep. Howard	DFL	Richfield Public School District	72%	15%
Rep. Keeler	DFL	Moorhead Public School District	30%	4%
Rep. Klevorn	DFL	Robbinsdale Public School District	63%	8%
Rep. Koznick	R	Rosemount-Apple Valley-Eagan	38%	4%
Rep. Kresha	R	Onamia Public School District	60%	0%
Rep. Masin	DFL	Burnsville Public School District	64%	6%
Rep. Mekeland	R	St. Cloud Public School District	57%	7%
Rep. Noor	DFL	Minneapolis Public School District	63%	17%
Rep. Sandell	DFL	North St. Paul-Maplewood Oakdale Public School District	66%	9%
Rep. Sandstede	DFL	Deer River Public School District	51%	5%
Rep. Thompson	DFL	St. Paul Public School District	79%	97%

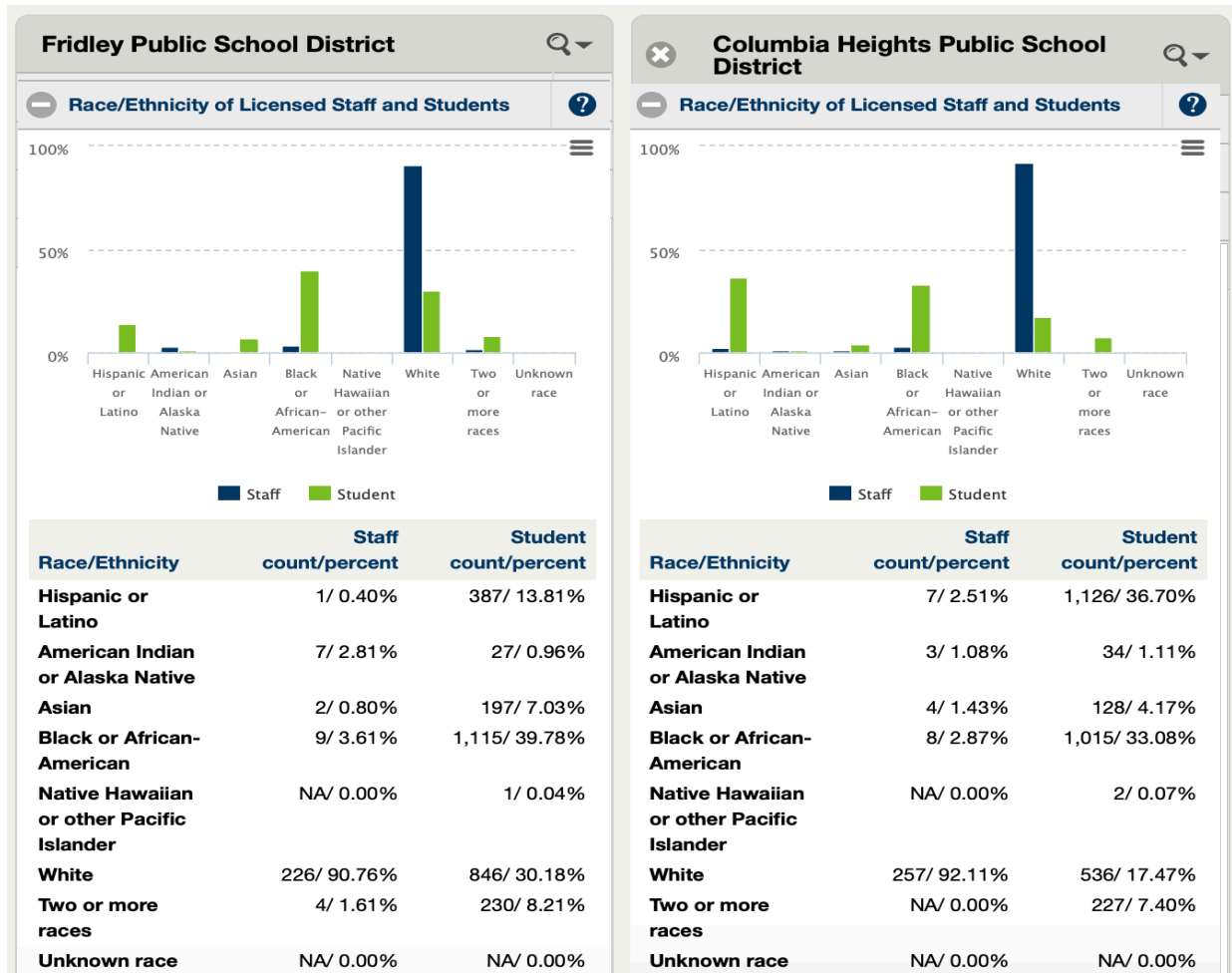


**EXAMPLES OF MN STUDENTS' INEQUITABLE ACCESS TO DIVERSE TEACHERS:**

**THE SEVERE SHORTAGE OF TEACHERS OF COLOR IN  
2021 HOUSE HIGHER ED COMMITTEE MEMBERS' SCHOOL DISTRICTS**

(Source: <https://rc.education.mn.gov/#staffing>)

[Rep. Connie Bernardy, Chair](#) (District 41A, Democrat)



**Students of Color = 1,957 (70%)**  
**Licensed Staff of Color = 23 (9%)**  
 Total District Licensed Staff = 249

**Students of Color = 2,532 (83%)**  
**Licensed Staff of Color = 22 (8%)**  
 Total District Licensed Staff = 279

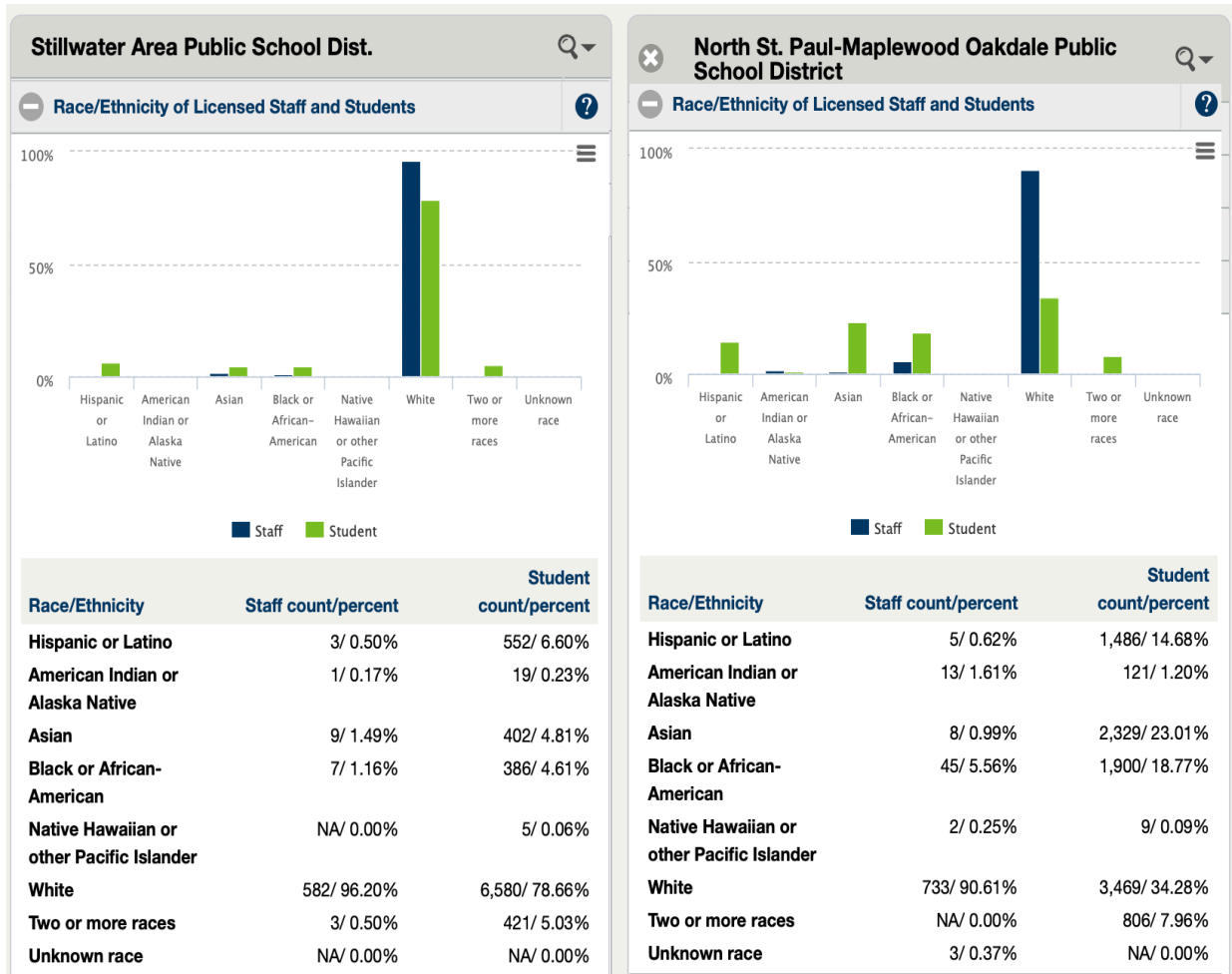


**EXAMPLES OF MN STUDENTS' INEQUITABLE ACCESS TO DIVERSE TEACHERS:**

**THE SEVERE SHORTAGE OF TEACHERS OF COLOR IN 2021 HOUSE HIGHER ED COMMITTEE MEMBERS' SCHOOL DISTRICTS**

(Source: <https://rc.education.mn.gov/#staffing>)

[Rep. Michelle \(Shelly\) Christensen, Vice Chair](#) (District 39B, Democrat)



**Students of Color = 1,785 (21%)**  
**Licensed Staff of Color = 23 (4%)**  
 Total District Licensed Staff = 605

**Students of Color = 6,651 (66%)**  
**Licensed Staff of Color = 73 (9%)**  
 Total District Licensed Staff = 809

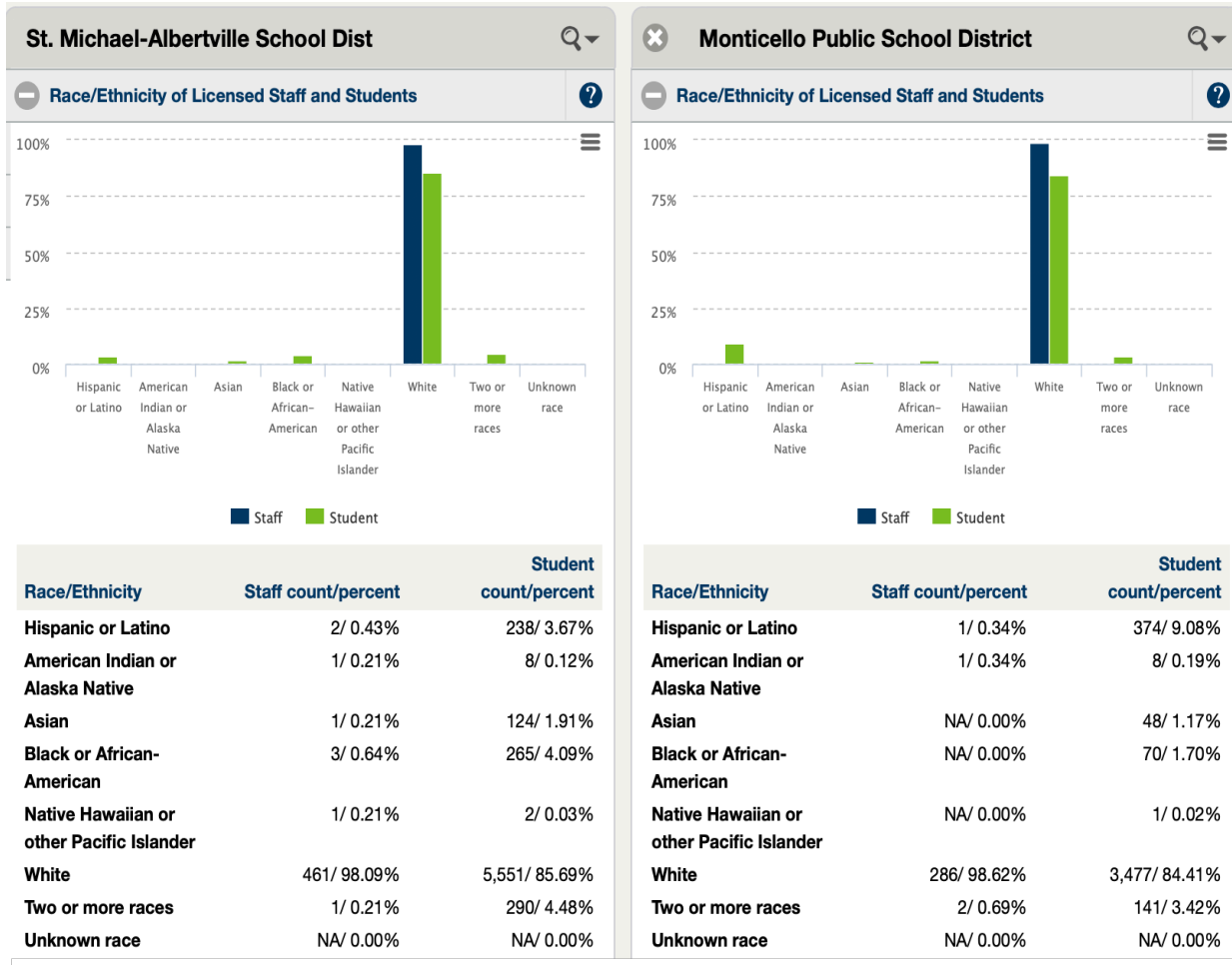


**EXAMPLES OF MN STUDENTS' INEQUITABLE ACCESS TO DIVERSE TEACHERS:**

**THE SEVERE SHORTAGE OF TEACHERS OF COLOR IN  
2021 HOUSE HIGHER ED COMMITTEE MEMBERS' SCHOOL DISTRICTS**

(Source: <https://rc.education.mn.gov/#staffing>)

**Representative Marion O'Neil** (District 29B, Republican)



**Students of Color = 927 (14%)**  
**Licensed Staff of Color = 9 (2%)**  
 Total District Licensed Staff = 470

**Students of Color = 642 (16%)**  
**Licensed Staff of Color = 4 (1.4%)**  
 Total District Licensed Staff = 290

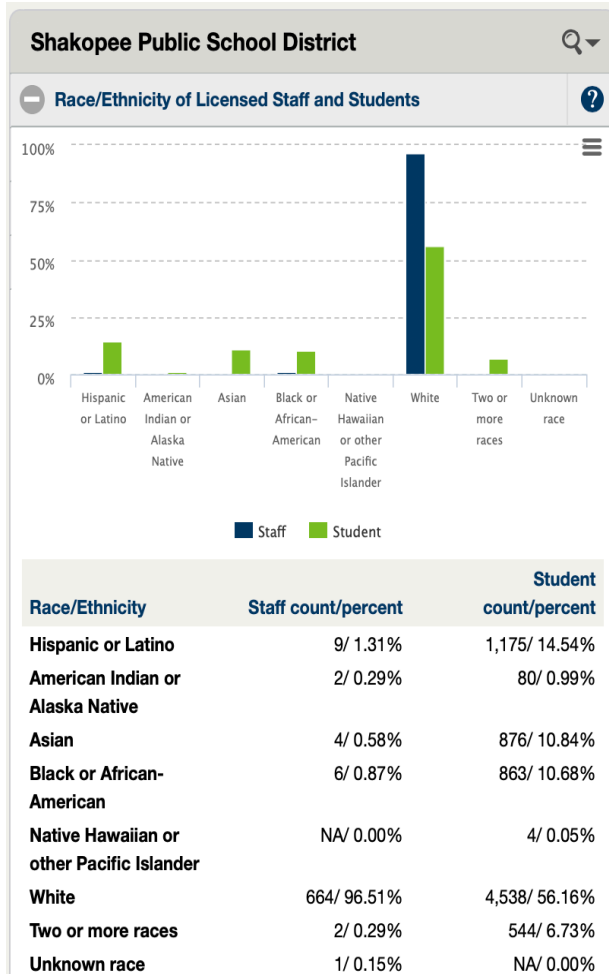


**EXAMPLES OF MN STUDENTS' INEQUITABLE ACCESS TO DIVERSE TEACHERS:**

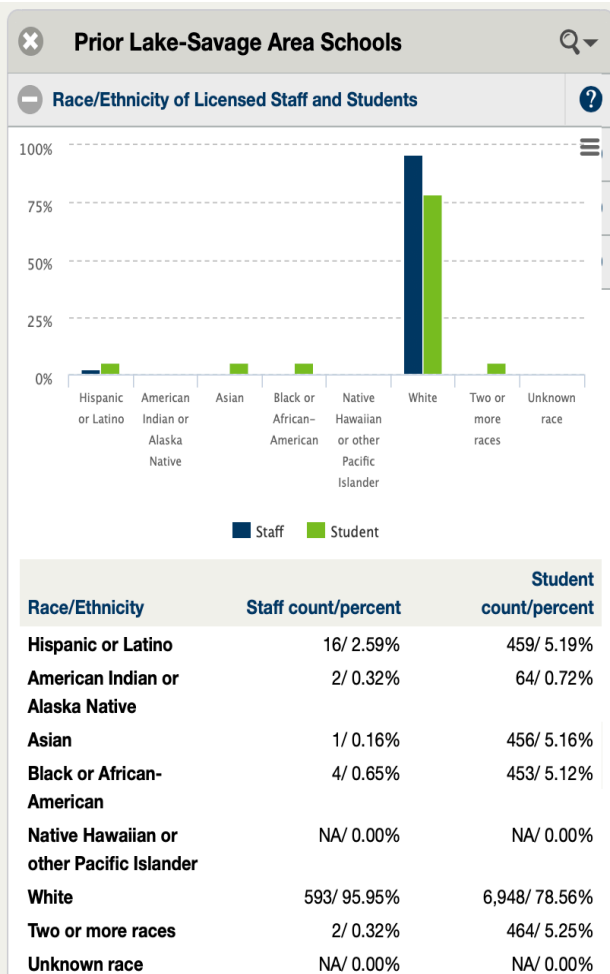
**THE SEVERE SHORTAGE OF TEACHERS OF COLOR IN 2021 HOUSE HIGHER ED COMMITTEE MEMBERS' SCHOOL DISTRICTS**

(Source: <https://rc.education.mn.gov/#staffing>)

**Representative Tony Albright** (District 55B, Republican)



**Students of Color = 3,542 (44%)**  
**Licensed Staff of Color = 23 (3%)**  
 Total District Licensed Staff = 688



**Students of Color = 1,896 (21%)**  
**Licensed Staff of Color = 25 (4%)**  
 Total District Licensed Staff = 618

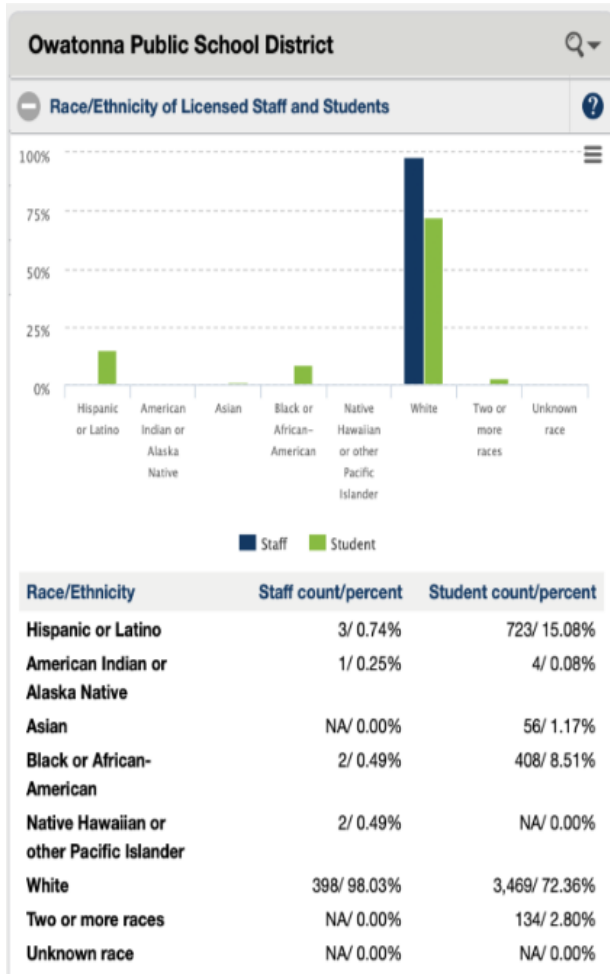


**EXAMPLES OF MN STUDENTS' INEQUITABLE ACCESS TO DIVERSE TEACHERS:**

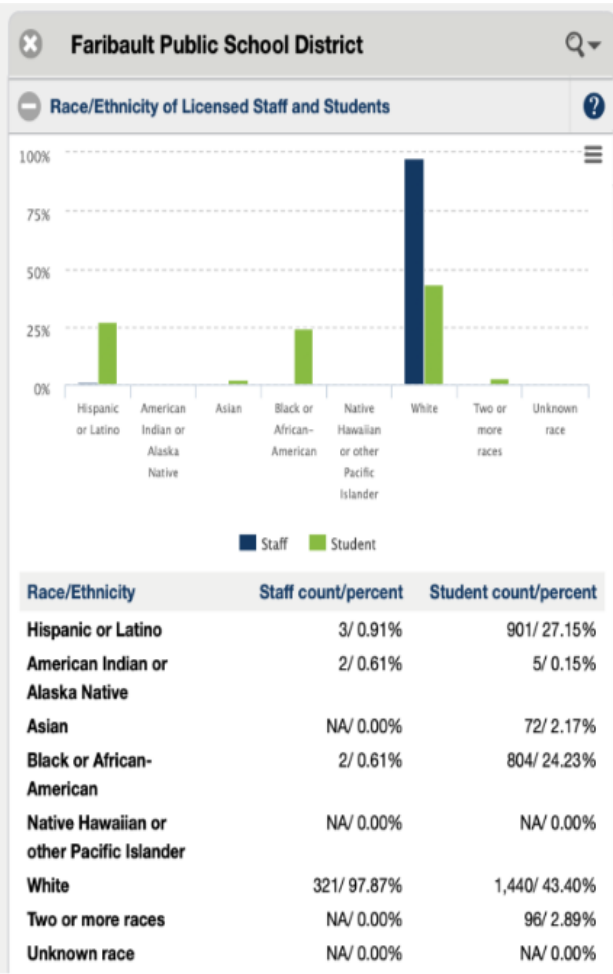
**THE SEVERE SHORTAGE OF TEACHERS OF COLOR IN 2021 HOUSE HIGHER ED COMMITTEE MEMBERS' SCHOOL DISTRICTS**

(Source: <https://rc.education.mn.gov/#staffing>)

**Representative Brian Daniels** (District 24B, Republican)



**Students of Color = 1,325 (28%)**  
**Licensed Staff of Color = 8 (2%)**  
 Total District Licensed Staff = 406



**Students of Color = 1,878 (57%)**  
**Licensed Staff of Color = 7 (2%)**  
 Total District Licensed Staff = 328

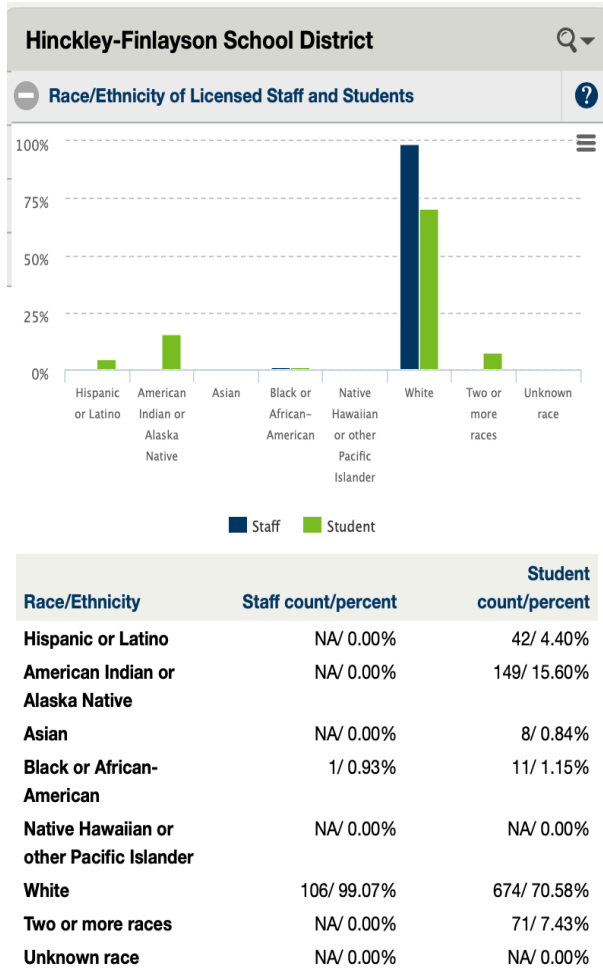


**EXAMPLES OF MN STUDENTS' INEQUITABLE ACCESS TO DIVERSE TEACHERS:**

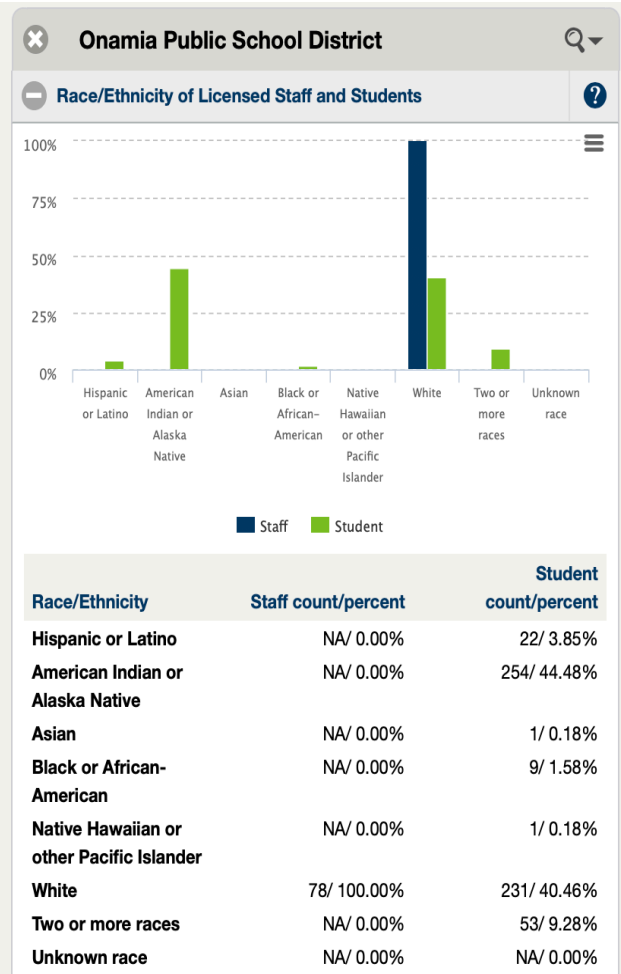
**THE SEVERE SHORTAGE OF TEACHERS OF COLOR IN 2021 HOUSE HIGHER ED COMMITTEE MEMBERS' SCHOOL DISTRICTS**

(Source: <https://rc.education.mn.gov/#staffing>)

**Representative Sondra Erickson** (District 15A, Republican)



**Students of Color = 281 (29%)**  
**Licensed Staff of Color = 1 (0.93%)**  
 Total District Licensed Staff = 107



**Students of Color = 340 (60%)**  
**Licensed Staff of Color = 0 (0%)**  
 Total District Licensed Staff = 78

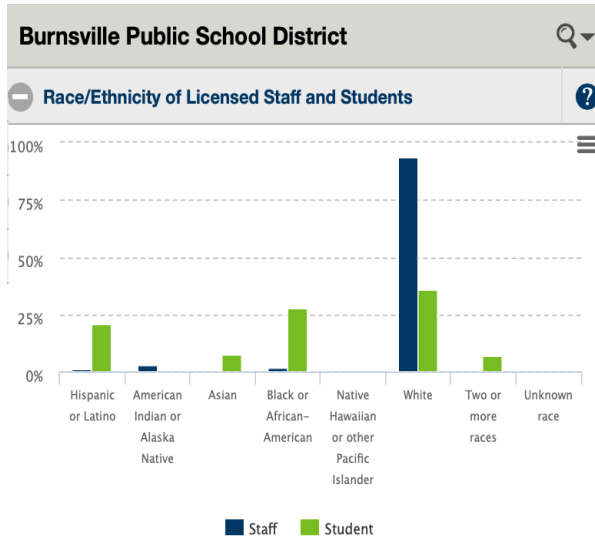


**EXAMPLES OF MN STUDENTS' INEQUITABLE ACCESS TO DIVERSE TEACHERS:**

**THE SEVERE SHORTAGE OF TEACHERS OF COLOR IN  
2021 HOUSE HIGHER ED COMMITTEE MEMBERS' SCHOOL DISTRICTS**

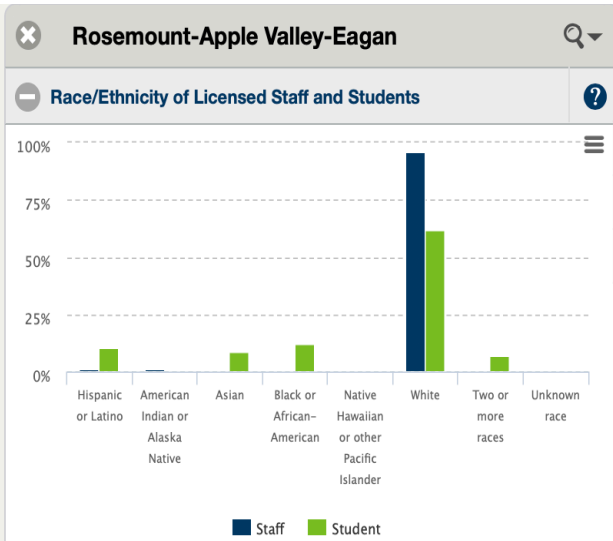
(Source: <https://rc.education.mn.gov/#staffing>)

**Representative Jessica Hanson** (District 56A, Democrat)



Race/Ethnicity	Staff count/percent	Student count/percent
Hispanic or Latino	6/ 0.87%	1,658/ 20.58%
American Indian or Alaska Native	21/ 3.05%	49/ 0.61%
Asian	3/ 0.44%	622/ 7.72%
Black or African-American	11/ 1.60%	2,232/ 27.70%
Native Hawaiian or other Pacific Islander	NA/ 0.00%	21/ 0.26%
White	647/ 93.90%	2,894/ 35.91%
Two or more races	1/ 0.15%	582/ 7.22%
Unknown race	NA/ 0.00%	NA/ 0.00%

**Students of Color = 5,164 (64%)**  
**Licensed Staff of Color = 42 (6%)**  
 Total District Licensed Staff =689



Race/Ethnicity	Staff count/percent	Student count/percent
Hispanic or Latino	25/ 1.12%	2,912/ 10.13%
American Indian or Alaska Native	20/ 0.90%	97/ 0.34%
Asian	11/ 0.49%	2,429/ 8.45%
Black or African-American	19/ 0.85%	3,529/ 12.27%
Native Hawaiian or other Pacific Islander	NA/ 0.00%	26/ 0.09%
White	2,132/ 95.78%	17,826/ 61.99%
Two or more races	19/ 0.85%	1,938/ 6.74%
Unknown race	NA/ 0.00%	NA/ 0.00%

**Students of Color = 10,931 (38%)**  
**Licensed Staff of Color = 94 (4%)**  
 Total District Licensed Staff = 2,226



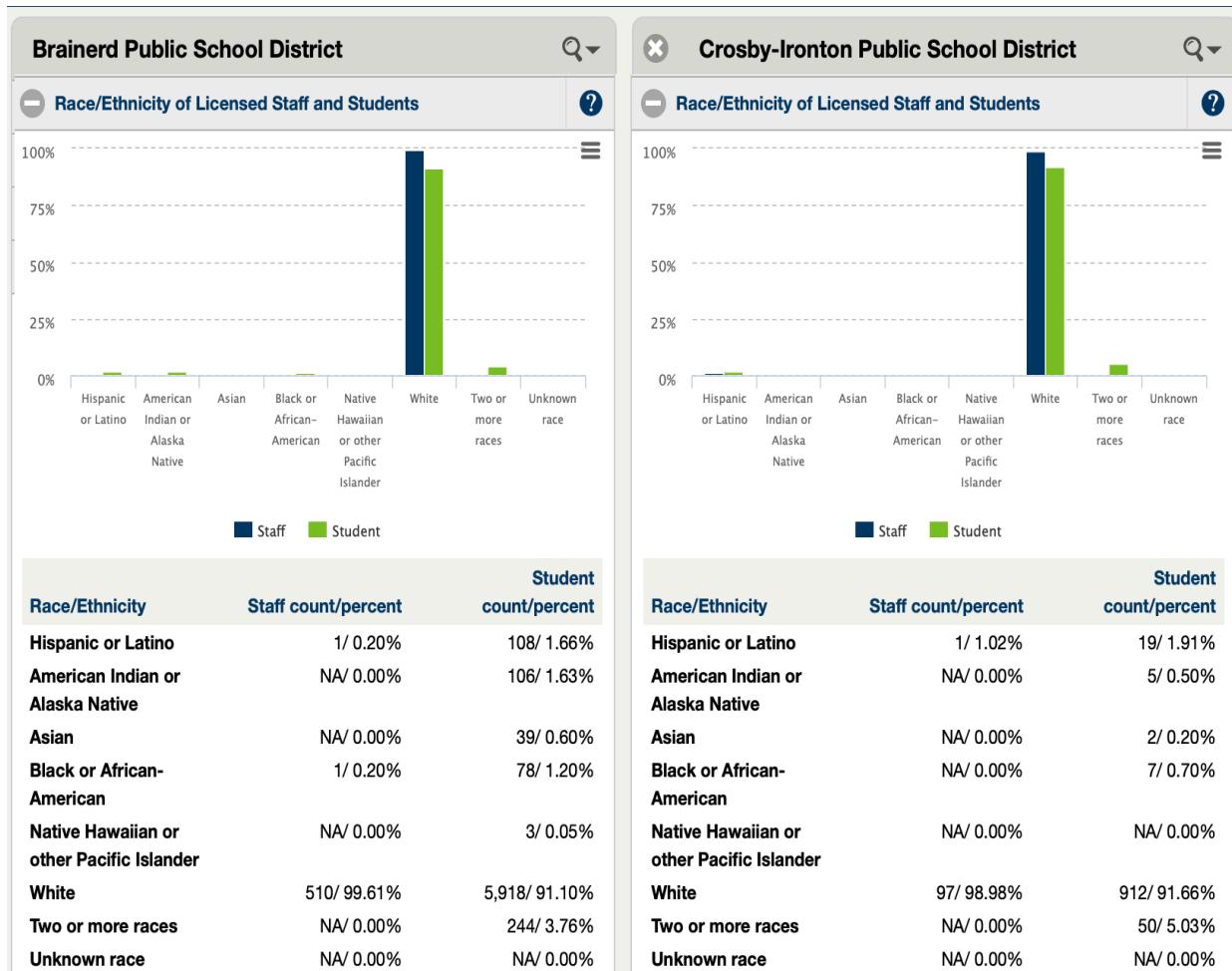


**EXAMPLES OF MN STUDENTS' INEQUITABLE ACCESS TO DIVERSE TEACHERS:**

**THE SEVERE SHORTAGE OF TEACHERS OF COLOR IN  
2021 HOUSE HIGHER ED COMMITTEE MEMBERS' SCHOOL DISTRICTS**

(Source: <https://rc.education.mn.gov/#staffing>)

**Representative Josh Heintzeman** (District 10A, Republican)



**Students of Color = 578 (9%)**  
**Licensed Staff of Color = 2 (0.4%)**  
 Total District Licensed Staff = 512

**Students of Color = 83 (8%)**  
**Licensed Staff of Color = 1 (1.02%)**  
 Total District Licensed Staff = 98

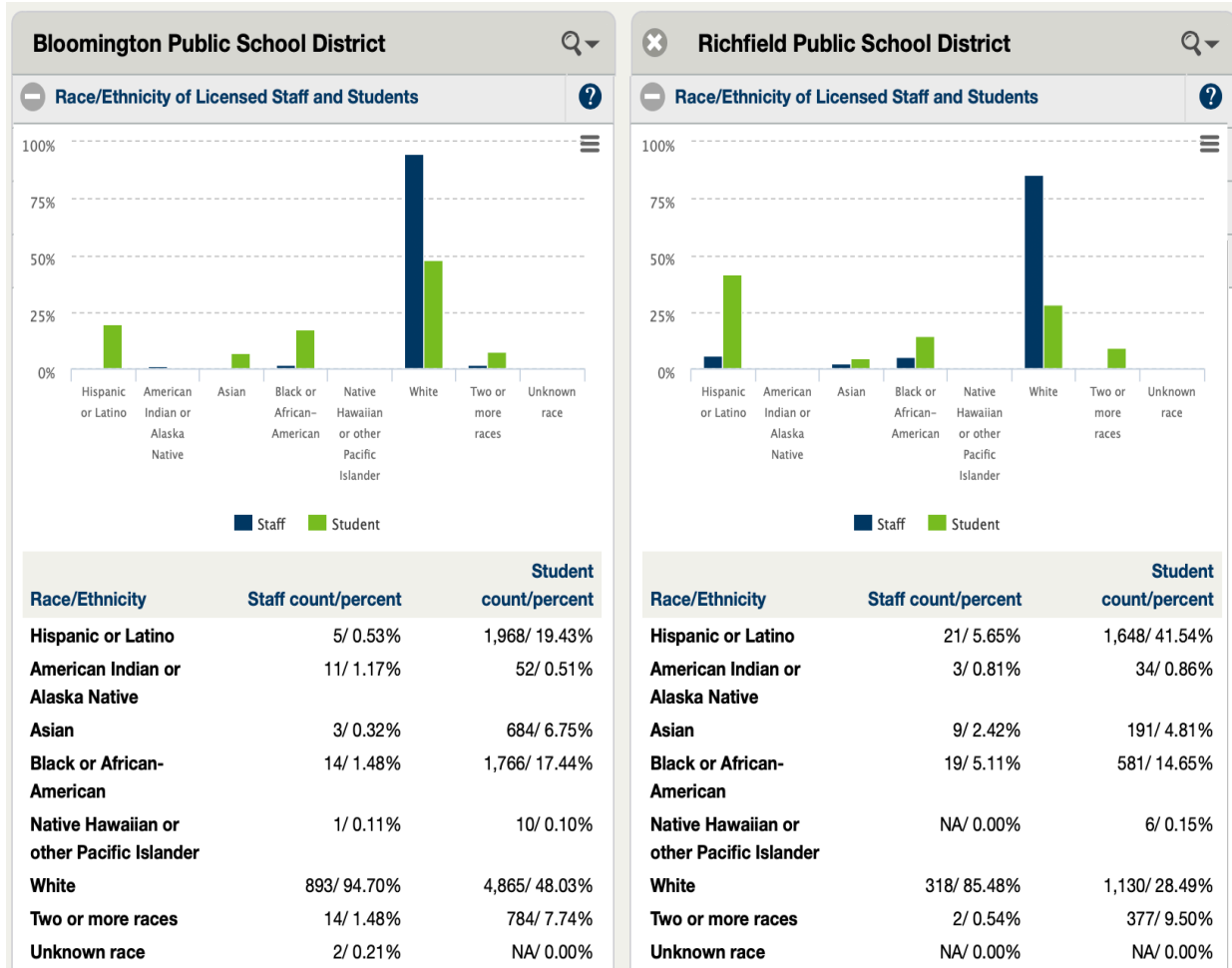


**EXAMPLES OF MN STUDENTS' INEQUITABLE ACCESS TO DIVERSE TEACHERS:**

**THE SEVERE SHORTAGE OF TEACHERS OF COLOR IN  
2021 HOUSE HIGHER ED COMMITTEE MEMBERS' SCHOOL DISTRICTS**

(Source: <https://rc.education.mn.gov/#staffing>)

**Representative Michael Howard** (District 50A, Democrat)



**Students of Color = 5,264 (52%)**  
**Licensed Staff of Color = 48 (5%)**  
 Total District Licensed Staff = 943

**Students of Color = 2,837 (72%)**  
**Licensed Staff of Color = 54 (15%)**  
 Total District Licensed Staff = 372

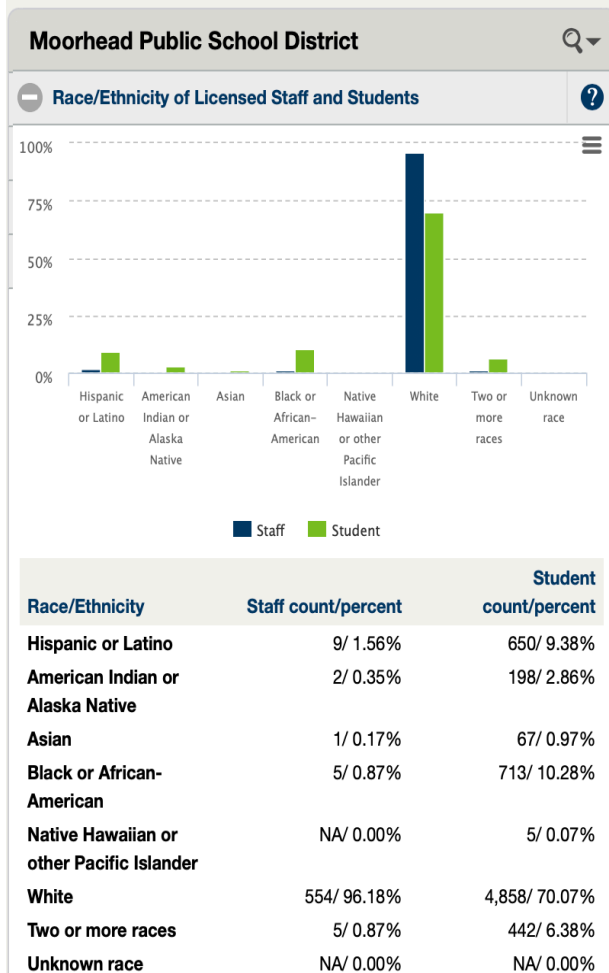


**EXAMPLES OF MN STUDENTS' INEQUITABLE ACCESS TO DIVERSE TEACHERS:**

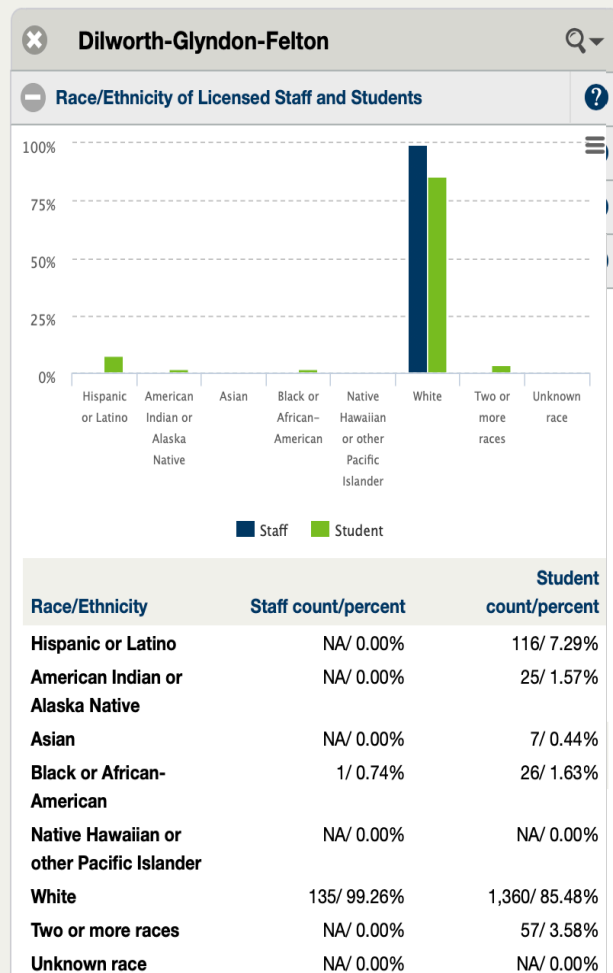
**THE SEVERE SHORTAGE OF TEACHERS OF COLOR IN  
2021 HOUSE HIGHER ED COMMITTEE MEMBERS' SCHOOL DISTRICTS**

(Source: <https://rc.education.mn.gov/#staffing>)

**Representative Heather Keeler** (District 04A, Democrat)



**Students of Color = 2,075 (30%)**  
**Licensed Staff of Color = 22(4%)**  
 Total District Licensed Staff = 576



**Students of Color = 231 (15%)**  
**Licensed Staff of Color = 1 (0.74%)**  
 Total District Licensed Staff = 136

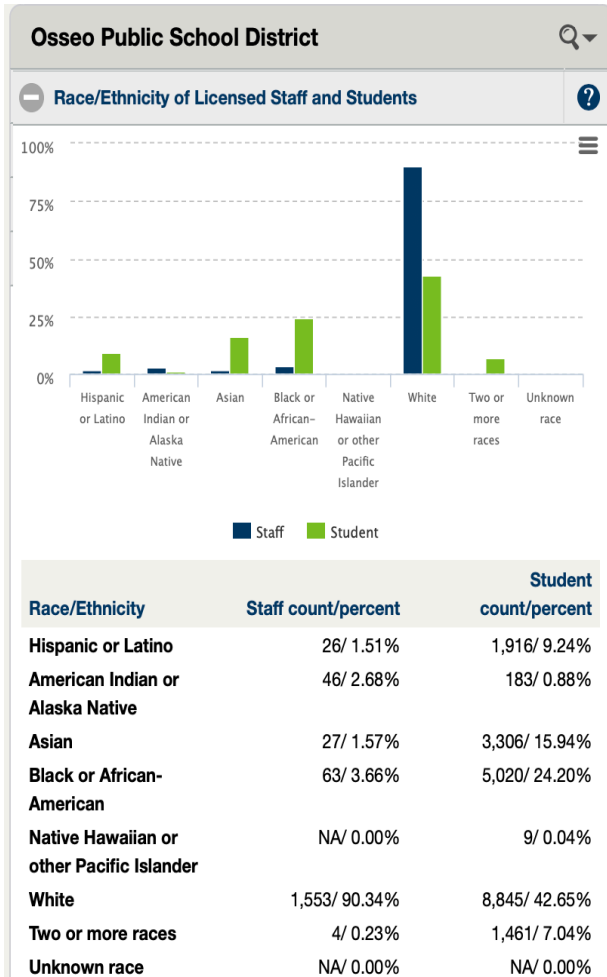


**EXAMPLES OF MN STUDENTS' INEQUITABLE ACCESS TO DIVERSE TEACHERS:**

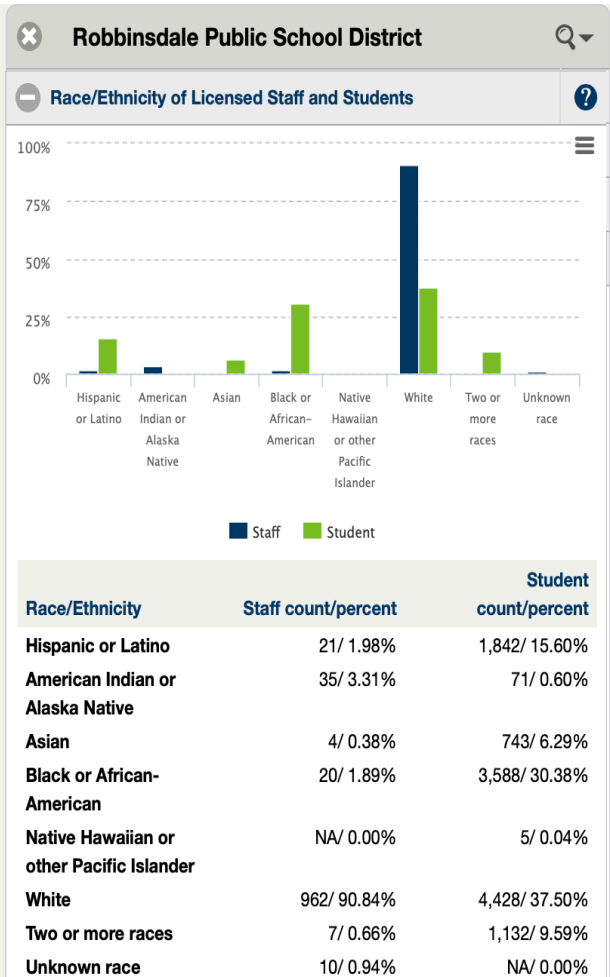
**THE SEVERE SHORTAGE OF TEACHERS OF COLOR IN  
2021 HOUSE HIGHER ED COMMITTEE MEMBERS' SCHOOL DISTRICTS**

(Source: <https://rc.education.mn.gov/#staffing>)

**Representative Ginny Klevorn** (District 44A, Democrat)



**Students of Color = 11,895 (57%)**  
**Licensed Staff of Color = 166 (10%)**  
 Total District Licensed Staff = 1,719



**Students of Color = 7,381 (63%)**  
**Licensed Staff of Color = 87 (8%)**  
 Total District Licensed Staff = 1,059

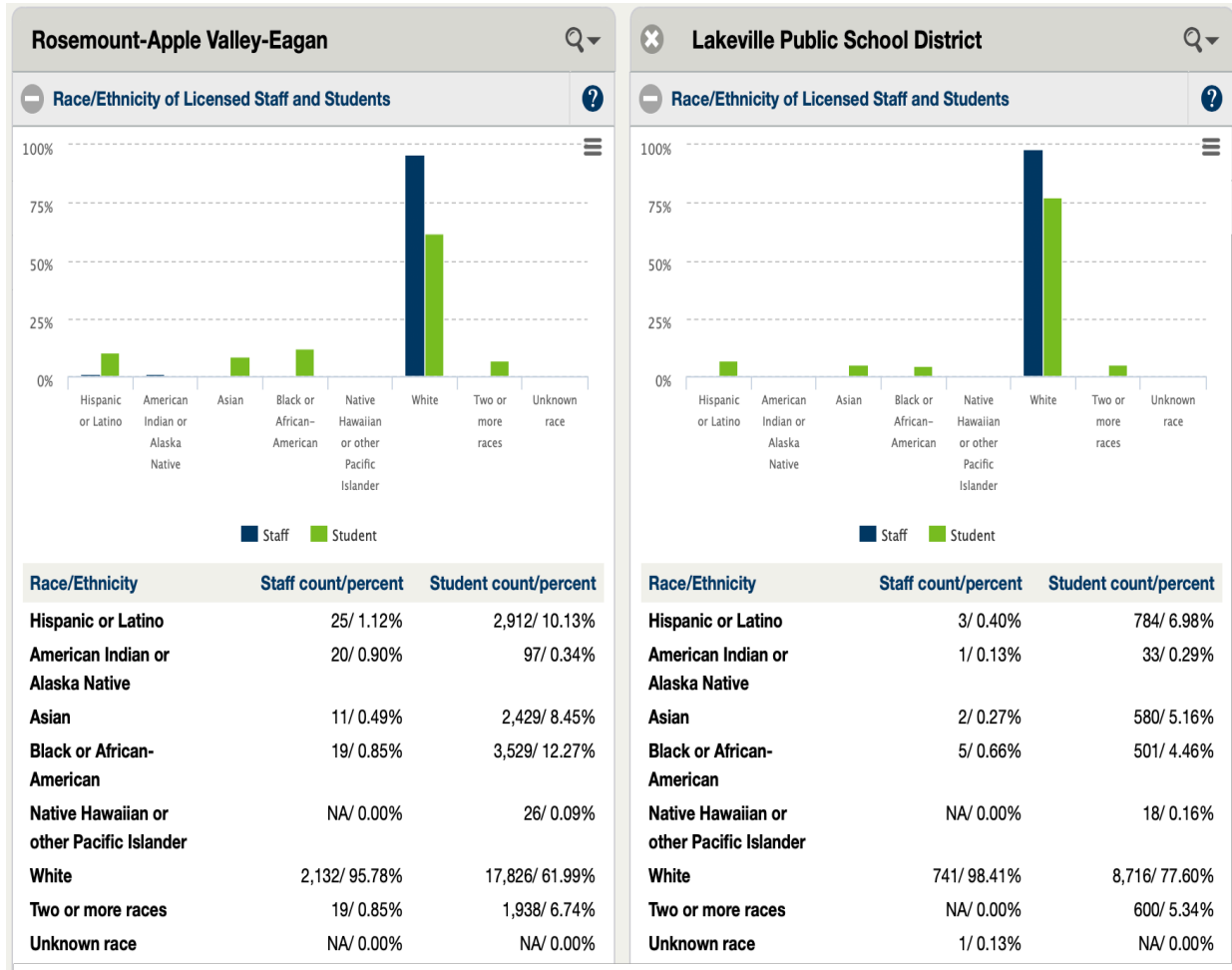


**EXAMPLES OF MN STUDENTS' INEQUITABLE ACCESS TO DIVERSE TEACHERS:**

**THE SEVERE SHORTAGE OF TEACHERS OF COLOR IN  
2021 HOUSE HIGHER ED COMMITTEE MEMBERS' SCHOOL DISTRICTS**

(Source: <https://rc.education.mn.gov/#staffing>)

**Representative Jon Koznick** (District 58A, Republican)



**Students of Color = 10,931 (38%)**  
**Licensed Staff of Color = 94 (4%)**  
 Total District Licensed Staff = 2,226

**Students of Color = 2,516 (22%)**  
**Licensed Staff of Color = 11 (1.5%)**  
 Total District Licensed Staff = 753

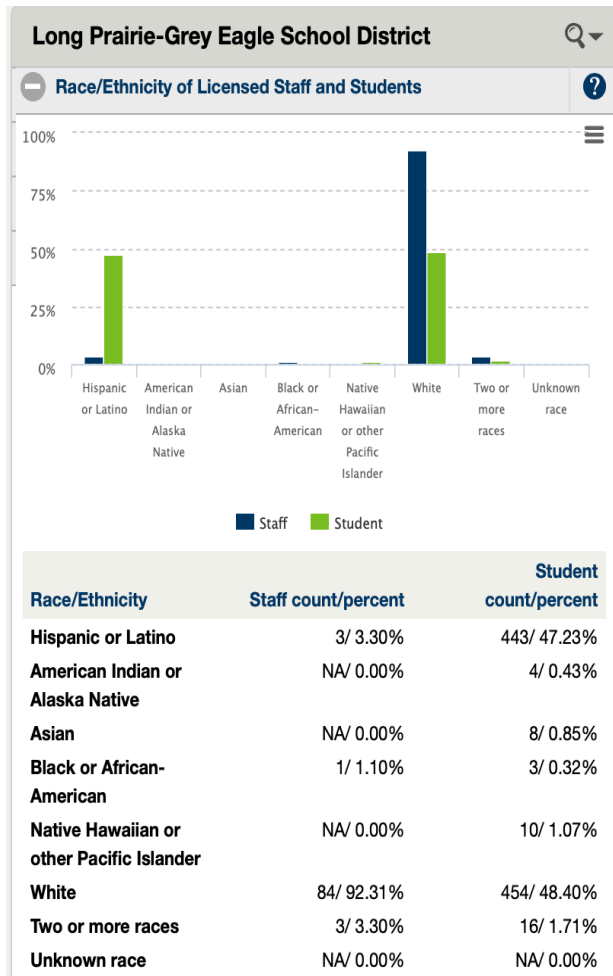


**EXAMPLES OF MN STUDENTS' INEQUITABLE ACCESS TO DIVERSE TEACHERS:**

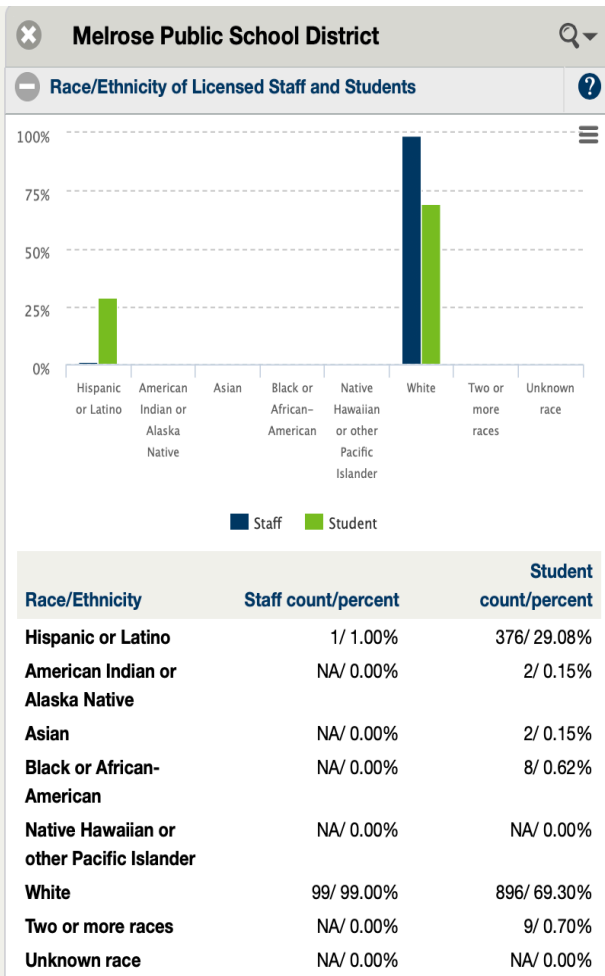
**THE SEVERE SHORTAGE OF TEACHERS OF COLOR IN 2021 HOUSE HIGHER ED COMMITTEE MEMBERS' SCHOOL DISTRICTS**

(Source: <https://rc.education.mn.gov/#staffing>)

**Representative Ron Kresha** (District 09B, Republican)



**Students of Color = 484 (52%)**  
**Licensed Staff of Color = 7 (8%)**  
 Total District Licensed Staff = 91



**Students of Color = 397 (31%)**  
**Licensed Staff of Color = 1 (1%)**  
 Total District Licensed Staff = 100

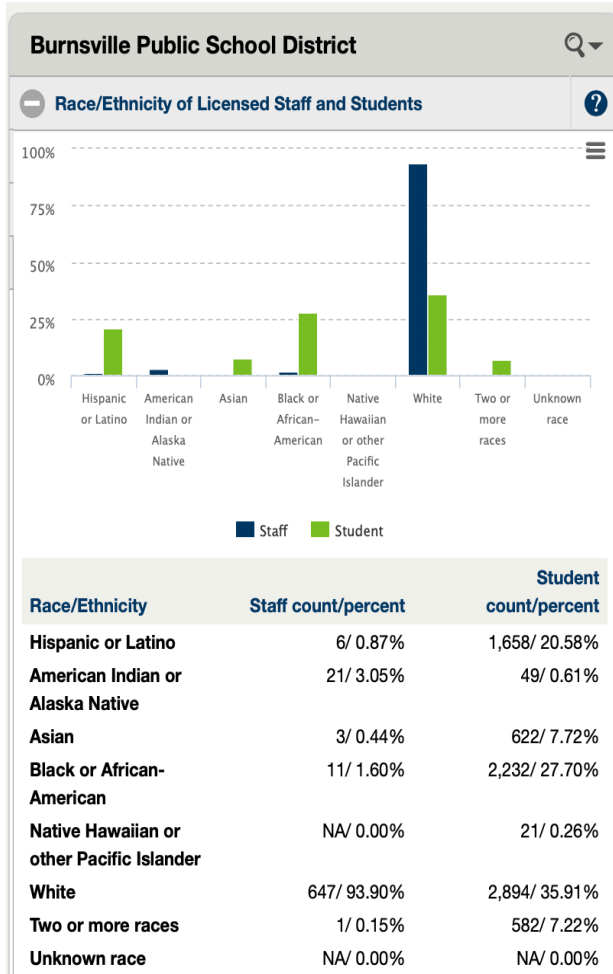


**EXAMPLES OF MN STUDENTS' INEQUITABLE ACCESS TO DIVERSE TEACHERS:**

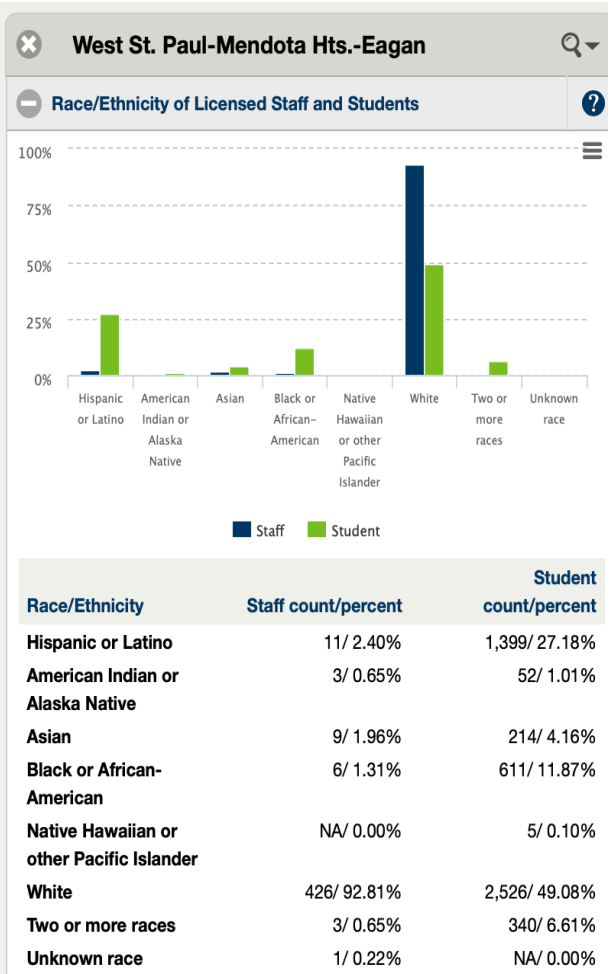
**THE SEVERE SHORTAGE OF TEACHERS OF COLOR IN  
2021 HOUSE HIGHER ED COMMITTEE MEMBERS' SCHOOL DISTRICTS**

(Source: <https://rc.education.mn.gov/#staffing>)

**Representative Sandra Masin** (District 51A, Democrat)



**Students of Color = 5,164 (64%)**  
**Licensed Staff of Color = 42 (6%)**  
 Total District Licensed Staff = 689



**Students of Color = 2,621 (51%)**  
**Licensed Staff of Color = 32 (7%)**  
 Total District Licensed Staff = 459

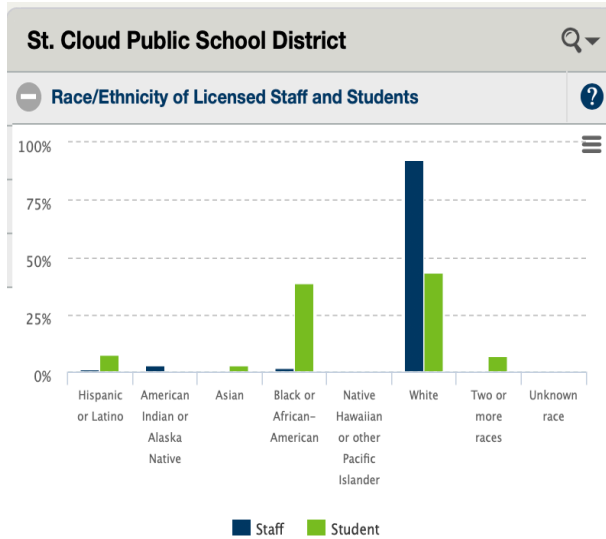


**EXAMPLES OF MN STUDENTS' INEQUITABLE ACCESS TO DIVERSE TEACHERS:**

**THE SEVERE SHORTAGE OF TEACHERS OF COLOR IN  
2021 HOUSE HIGHER ED COMMITTEE MEMBERS' SCHOOL DISTRICTS**

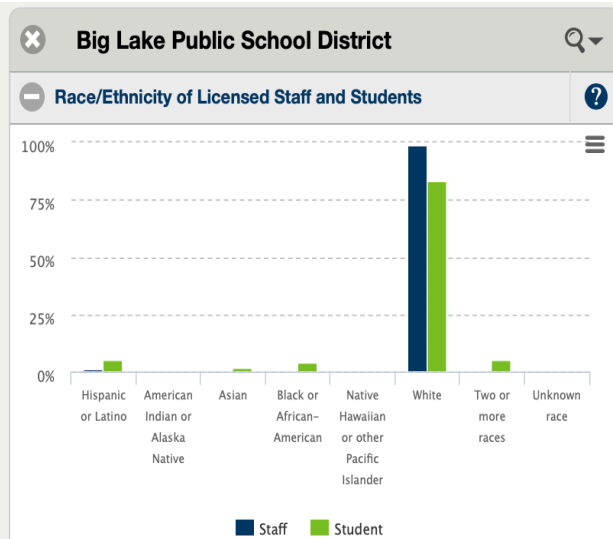
(Source: <https://rc.education.mn.gov/#staffing>)

**Representative Shane Mekeland** (District 15B, Republican)



Race/Ethnicity	Staff count/percent	Student count/percent
Hispanic or Latino	12/ 1.25%	702/ 7.28%
American Indian or Alaska Native	30/ 3.13%	70/ 0.73%
Asian	3/ 0.31%	283/ 2.94%
Black or African-American	19/ 1.99%	3,737/ 38.78%
Native Hawaiian or other Pacific Islander	3/ 0.31%	9/ 0.09%
White	883/ 92.27%	4,160/ 43.17%
Two or more races	4/ 0.42%	676/ 7.01%
Unknown race	3/ 0.31%	NA/ 0.00%

**Students of Color = 5,477 (57%)**  
**Licensed Staff of Color = 71 (7%)**  
 Total District Licensed Staff = 957



Race/Ethnicity	Staff count/percent	Student count/percent
Hispanic or Latino	3/ 1.33%	165/ 5.45%
American Indian or Alaska Native	NA/ 0.00%	11/ 0.36%
Asian	NA/ 0.00%	52/ 1.72%
Black or African-American	NA/ 0.00%	120/ 3.97%
Native Hawaiian or other Pacific Islander	NA/ 0.00%	1/ 0.03%
White	222/ 98.67%	2,518/ 83.24%
Two or more races	NA/ 0.00%	158/ 5.22%
Unknown race	NA/ 0.00%	NA/ 0.00%

**Students of Color = 507 (17%)**  
**Licensed Staff of Color = 3 (1.3%)**  
 Total District Licensed Staff = 225



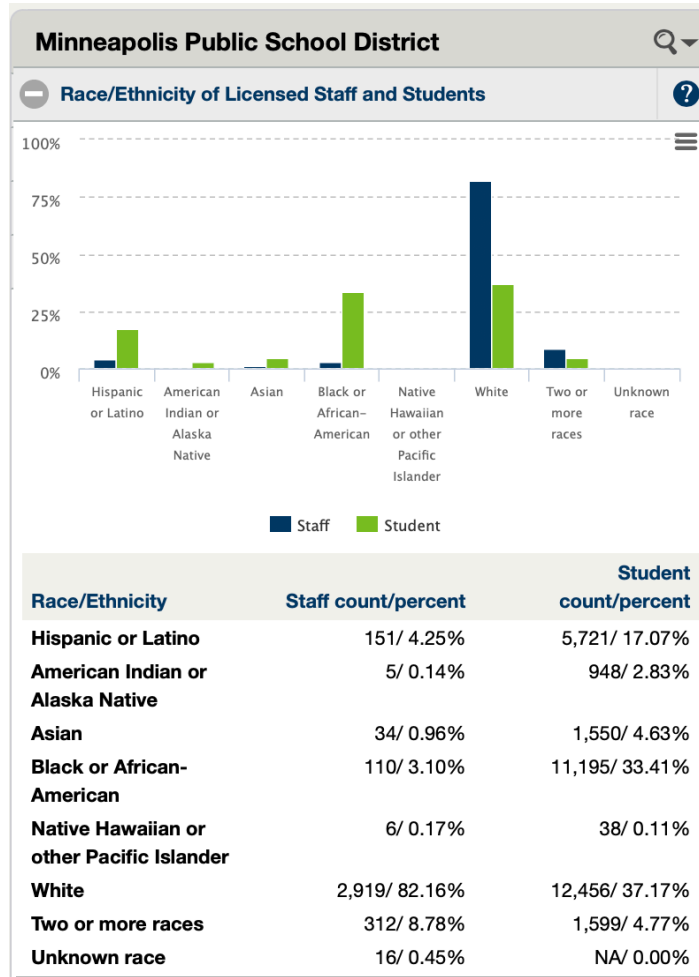


**EXAMPLES OF MN STUDENTS' INEQUITABLE ACCESS TO DIVERSE TEACHERS:**

**THE SEVERE SHORTAGE OF TEACHERS OF COLOR IN  
2021 HOUSE HIGHER ED COMMITTEE MEMBERS' SCHOOL DISTRICTS**

(Source: <https://rc.education.mn.gov/#staffing>)

**Representative Mohamud Noor** (District 60B, Democrat)



**Students of Color = 21,051 (63%)**

**Licensed Staff of Color = 618 (17%)**

Total District Licensed Staff = 3,553

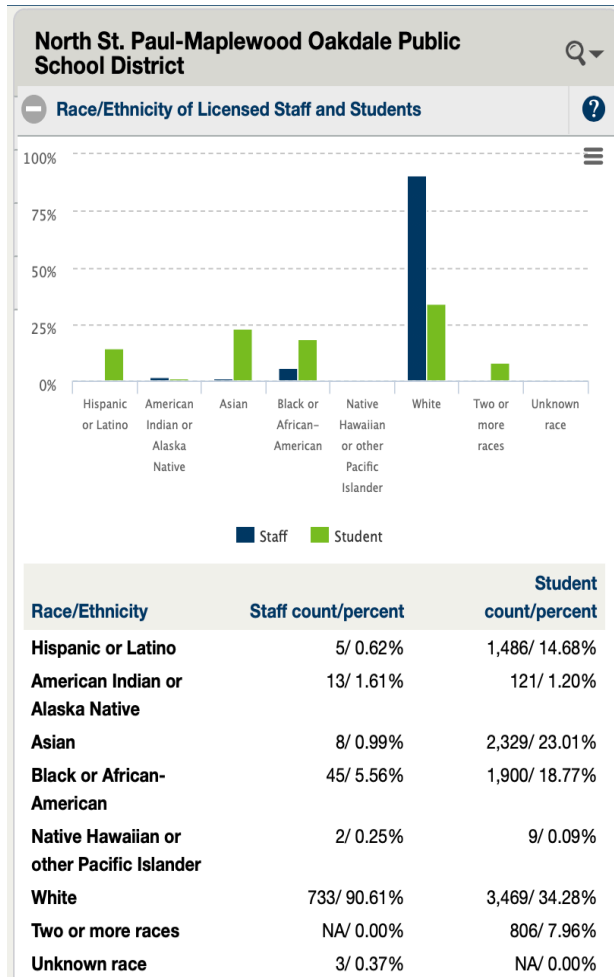


**EXAMPLES OF MN STUDENTS' INEQUITABLE ACCESS TO DIVERSE TEACHERS:**

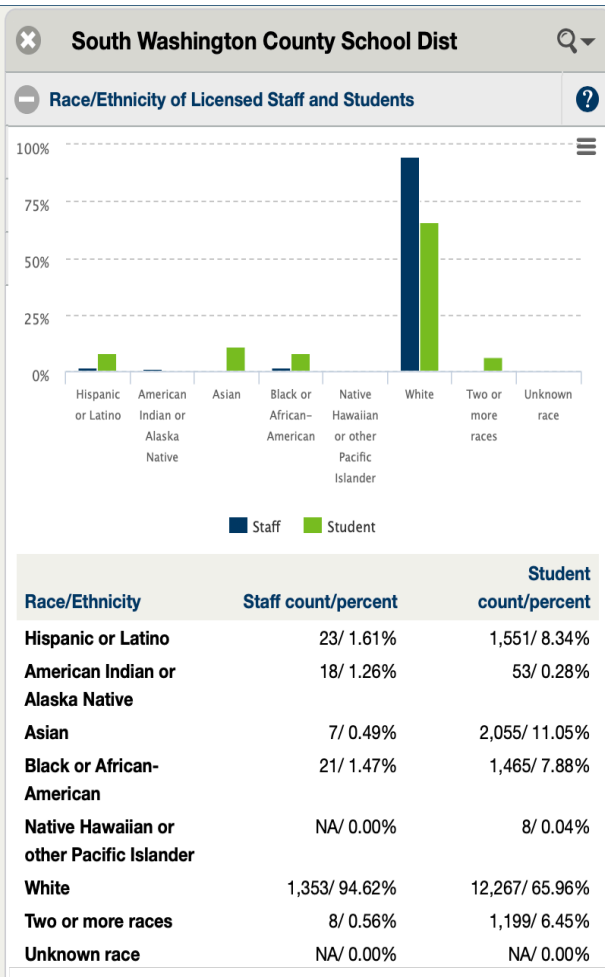
**THE SEVERE SHORTAGE OF TEACHERS OF COLOR IN  
2021 HOUSE HIGHER ED COMMITTEE MEMBERS' SCHOOL DISTRICTS**

(Source: <https://rc.education.mn.gov/#staffing>)

**Representative Steve Sandell** (District 53B, Democrat)



**Students of Color = 6,651 (66%)**  
**Licensed Staff of Color = 73 (9%)**  
 Total District Licensed Staff = 809



**Students of Color = 6,331 (34%)**  
**Licensed Staff of Color = 77 (5%)**  
 Total District Licensed Staff = 1,430

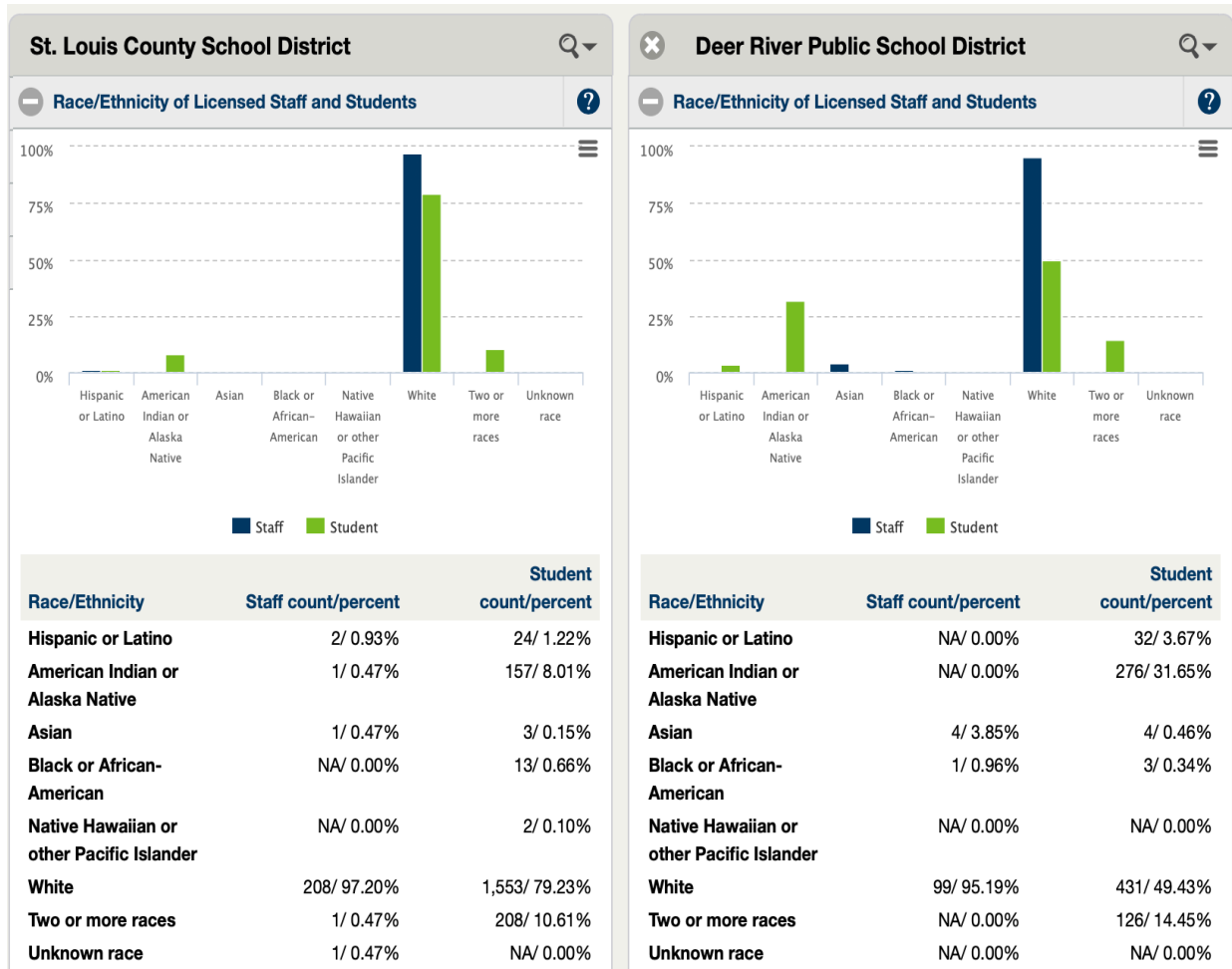


**EXAMPLES OF MN STUDENTS' INEQUITABLE ACCESS TO DIVERSE TEACHERS:**

**THE SEVERE SHORTAGE OF TEACHERS OF COLOR IN  
2021 HOUSE HIGHER ED COMMITTEE MEMBERS' SCHOOL DISTRICTS**

(Source: <https://rc.education.mn.gov/#staffing>)

**Representative Julie Sandstede** (District 06A, Democrat)



**Students of Color = 407 (21%)**  
**Licensed Staff of Color = 5 (2%)**  
 Total District Licensed Staff = 214

**Students of Color = 441 (51%)**  
**Licensed Staff of Color = 5 (5%)**  
 Total District Licensed Staff = 104

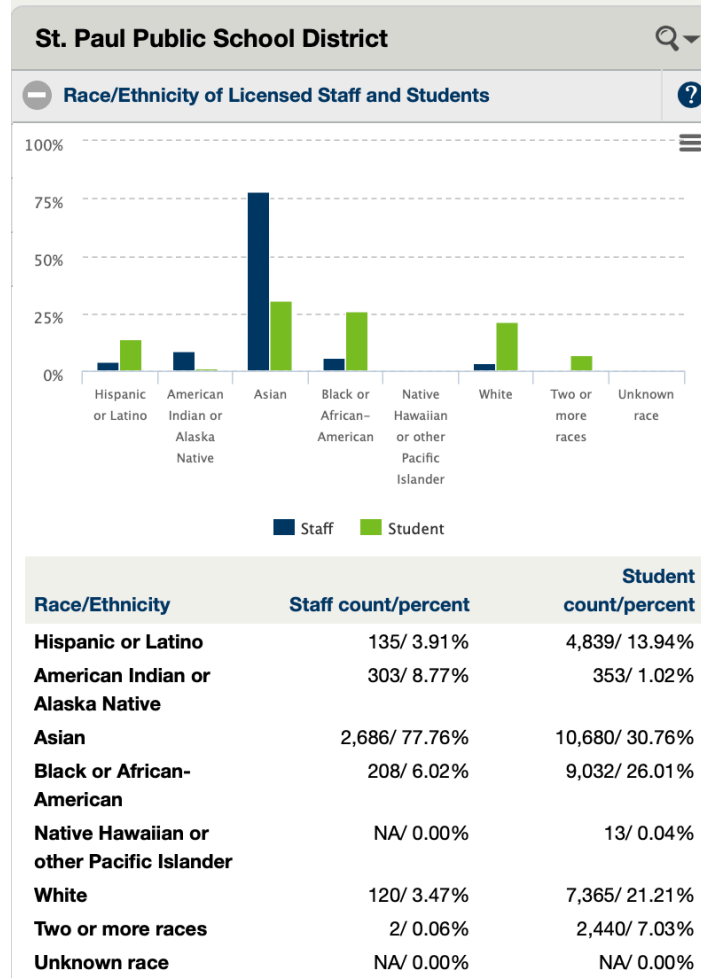


**EXAMPLES OF MN STUDENTS' INEQUITABLE ACCESS TO DIVERSE TEACHERS:**

**THE SEVERE SHORTAGE OF TEACHERS OF COLOR IN 2021 HOUSE HIGHER ED COMMITTEE MEMBERS' SCHOOL DISTRICTS**

(Source: <https://rc.education.mn.gov/#staffing>)

**Representative John Thompson** (District 67A, Democrat)



**Students of Color = 27,357 (79%)**

**Licensed Staff of Color = 3,334 (97%)**

Total District Licensed Staff = 3,454

