



# TRANSIT EQUITY DAY 2023



**1,018,697**

Total MVTA ridership during 2022

**48,000**

Pound reduction annually in CO2 emissions by turning a 20 mile commute into a transit commute

**LOCAL RIDERSHIP:**

**39.1%**

Of total rides were either local route or MVTA Connect rides in 2022.

**ON-DEMAND SERVICE:**

**137%**

Increase of MVTA Connect rides from 2021 to 2022

**CARBON REDUCTION:**

**37 Million**

metric tons of CO2 saved annually from US public transportation.

**CONNECT DEMOGRAPHICS:**

**67.5%**

Of MVTA Connect rides are to or from work

**CONNECT RIDE COST:**

**\$3.00**

To use MVTA Connect

**UBER RIDE COST:**

**\$25.37**


Average cost of an Uber ride in the US in 2019 (Statista).



**Minnesota Valley Transit Authority**

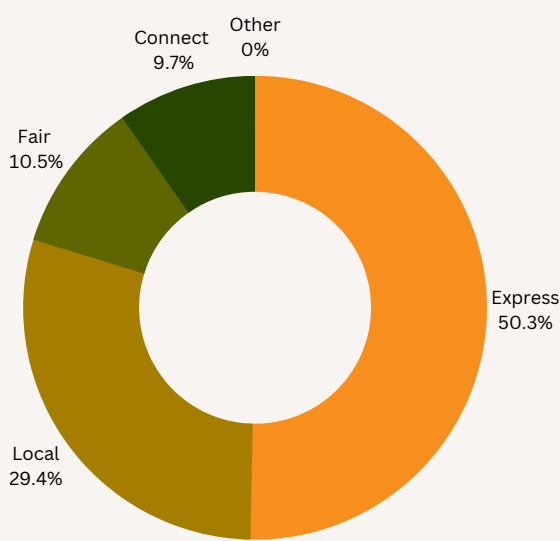


# TRANSIT EQUITY DAY 2023



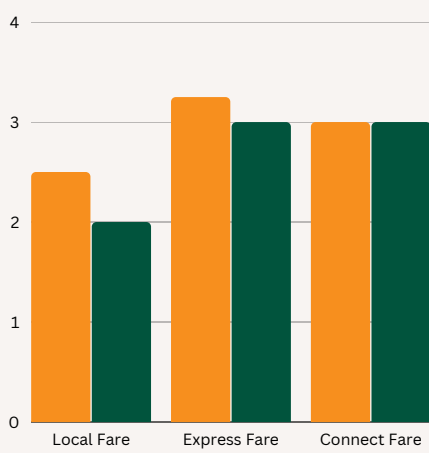
## 1 OUT OF 5

Connect riders has an annual household income of less than \$15,000.



### RIDERSHIP BREAKDOWN BY TYPE:

Over 38% of all MVRTA rides are Local or Connect rides



### FARES:

MVRTA fares range between \$2 and \$3.25, providing a more affordable alternative to the almost \$11,000 it costs annually to own a car (US Bureau of Labor Statistics).



**Minnesota Valley Transit Authority**