

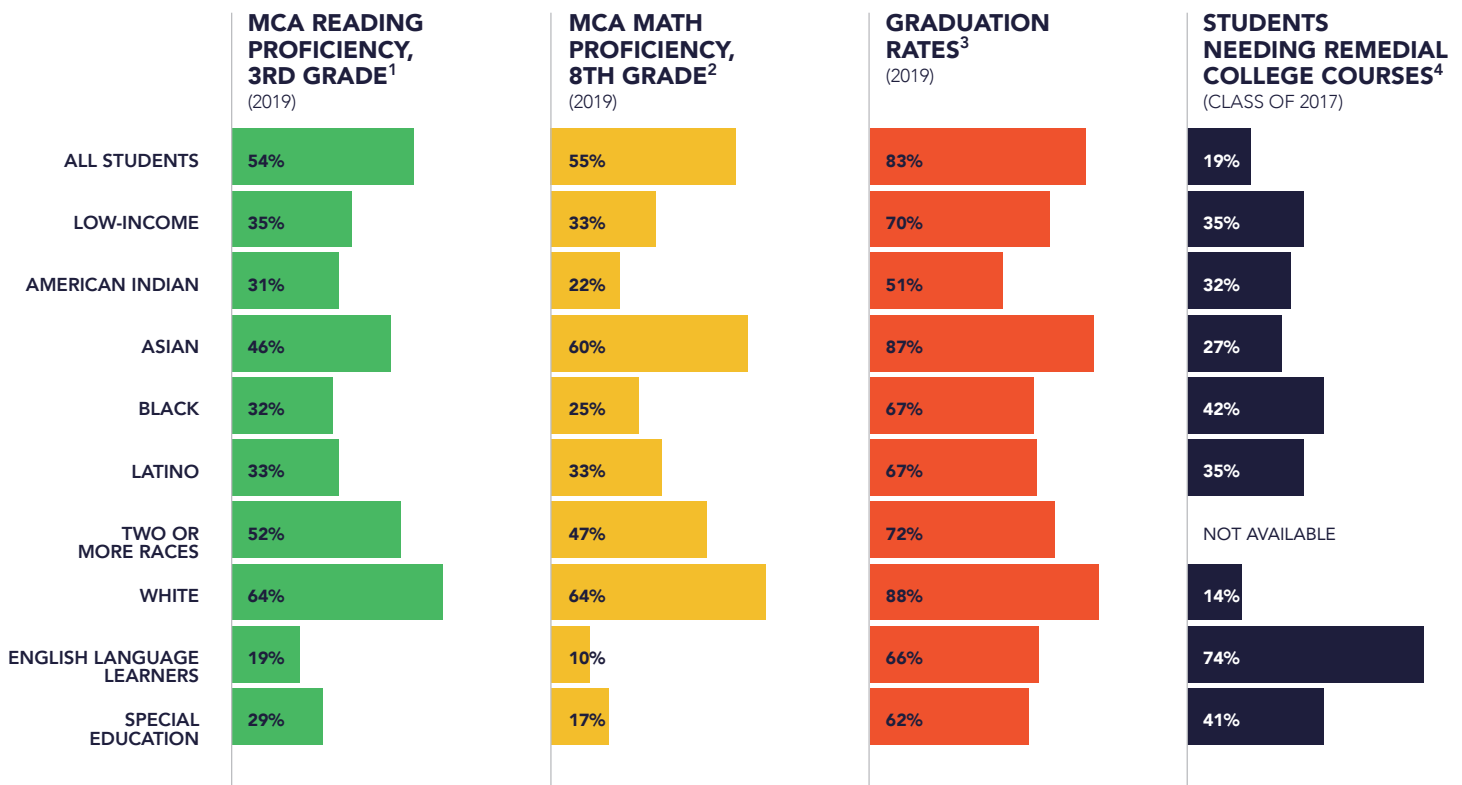
Education Gaps at a Glance

Minnesota is home to persistent achievement, opportunity, and belief gaps that hold too many students back from their full potential. If Minnesota is serious about helping all children thrive, we need to make sure that historically underserved students—children of color, children with special needs, children from low-income households, and English Language Learners—finally receive the rigorous, engaging education they need and deserve.

Opportunity gaps start early—and have lasting impacts.

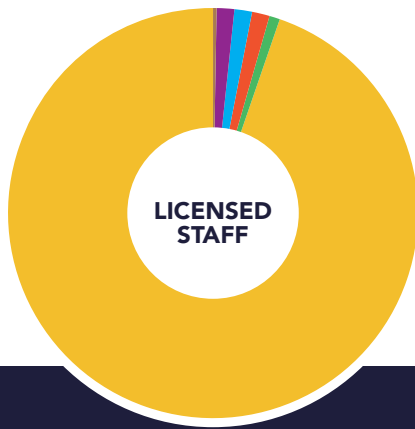
Families rely on our schools to help their children build strong foundations. But, too often, schools are not supporting all students to achieve proficiency in key skills. These academic gaps, without intervention, have a lasting impact on students and communities for generations.

A NOTE ON THE DATA: Unfortunately, the data we present here doesn't tell the full story of Minnesota students' experiences, as there is tremendous diversity *within* the racial and ethnic categories captured below. To fix this, the Minnesota Legislature passed the All Kids Count Act to better disaggregate student achievement data. More detailed data on how different student groups, from Hmong to Somali, are doing in our schools will help us develop more targeted, equitable strategies to support all learners' strengths and needs.



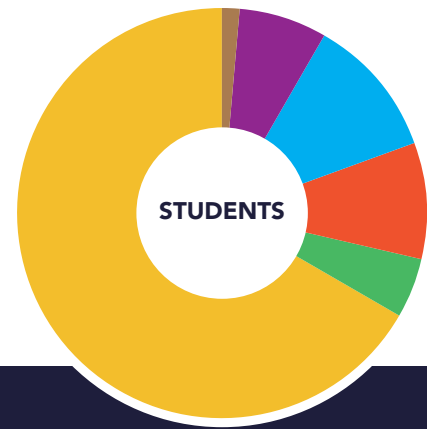
We need to re-imagine schools that work for all students:

Schools that reflect and affirm the students who attend them. Schools where all students feel safe and welcome.

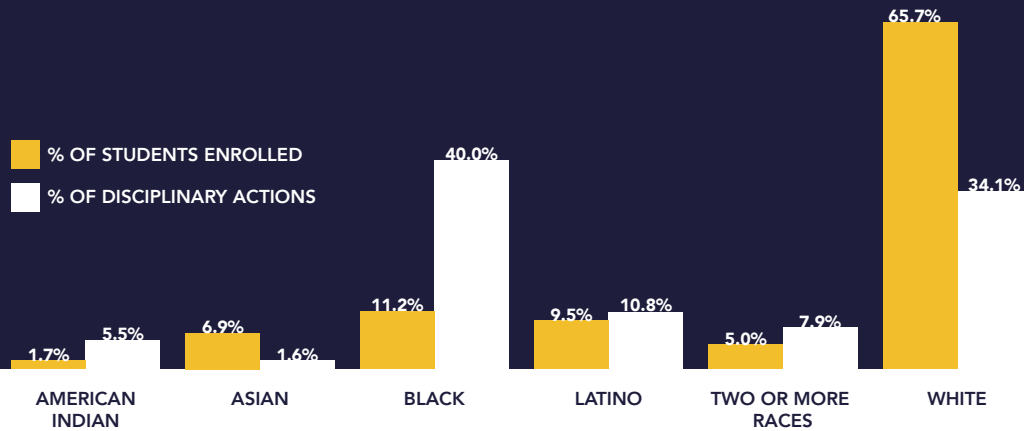


← TEACHER VS. STUDENT DIVERSITY⁵ →

0.4%	AMERICAN INDIAN	1.7%
1.5%	ASIAN	6.9%
1.2%	BLACK	11.2%
1.4%	LATINO	9.5%
0.8%	TWO OR MORE RACES	5.0%
94.7%	WHITE	65.7%

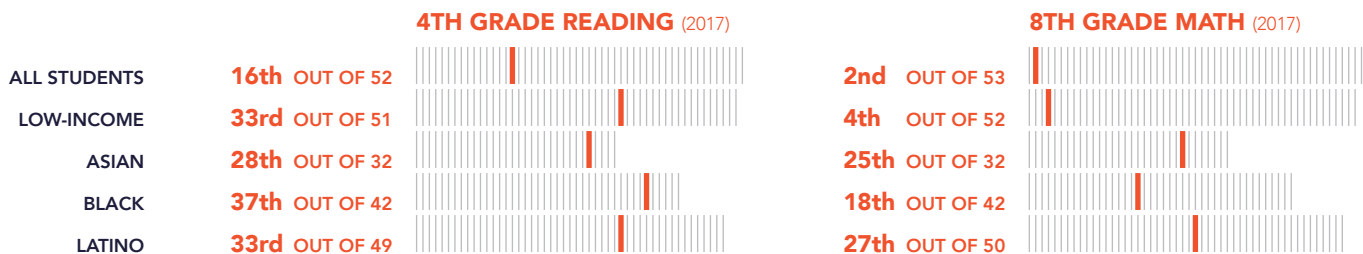


SCHOOL DISCIPLINE DISPARITIES⁶



And we need to act now, because Minnesota is too far behind.

NATIONAL RANKINGS⁷ HOW MINNESOTA SCORES ON THE NATIONAL ASSESSMENT OF EDUCATIONAL PROGRESS COMPARE



edalliesmn.org

¹ "Minnesota Report Card," Minnesota Department of Education. Accessed 10/2/19, <https://rc.education.state.mn.us>. ² Ibid ³ Ibid ⁴ "Minnesota Statewide Longitudinal Data System," Minnesota P-20 Education Partnership. Accessed 09/15/19, <http://slds.mn.gov/>. ⁵ "Minnesota Report Card." ⁶ "Number of Disciplinary Actions, State Counts by Race/Ethnicity—All Students," Minnesota Department of Education, 17-18. Accessed 1/04/19, <http://w20.education.state.mn.us/MDEAnalytics/DataTopic.jsp?TOPICID=133> ⁷ "National Assessment of Educational Progress, 2017 Reading Assessment" and "National Assessment of Educational Progress, 2017 Mathematics Assessment," U.S. Department of Education, Institute of Education Sciences, National Center for Education Statistics. Accessed 1/4/19, <https://www.nationsreportcard.gov/ndecore/xplore/NDE>.