



Office of the State Auditor

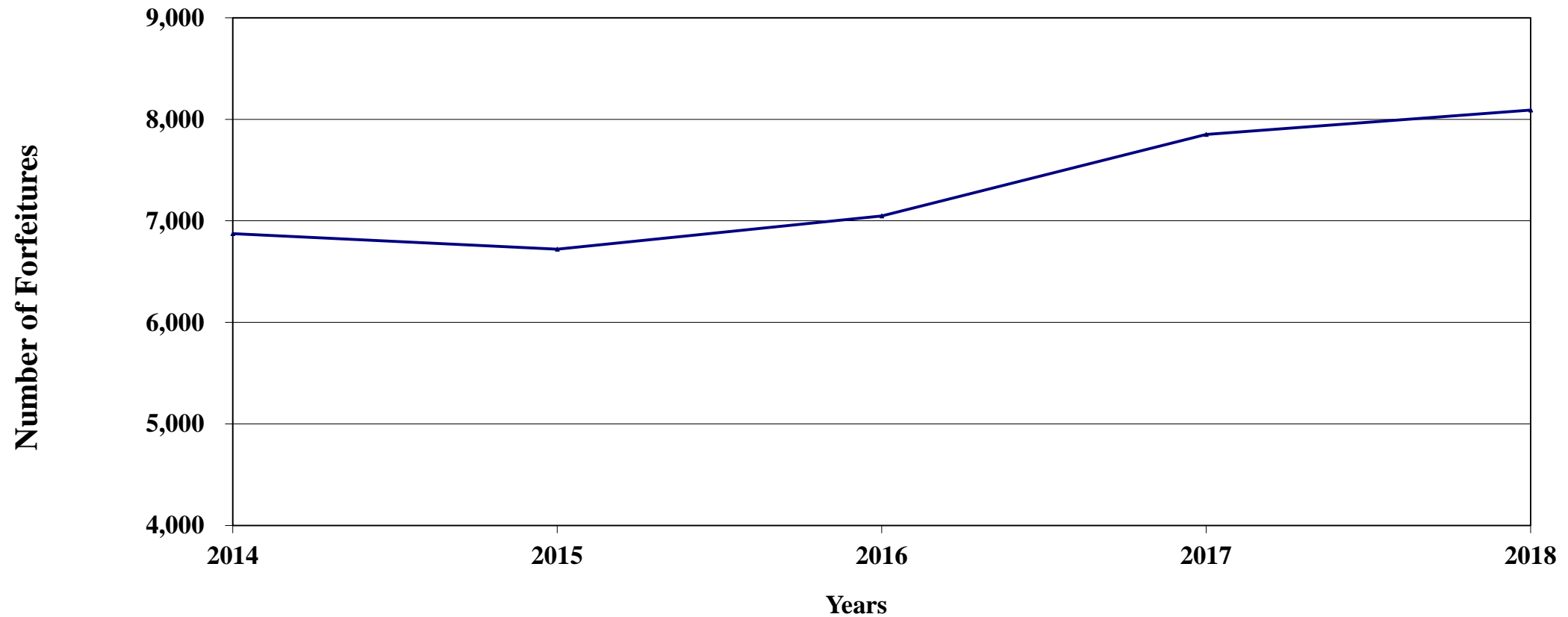
# **Asset Forfeitures in Minnesota**

For the Year Ended December 31, 2018



Office of the State Auditor

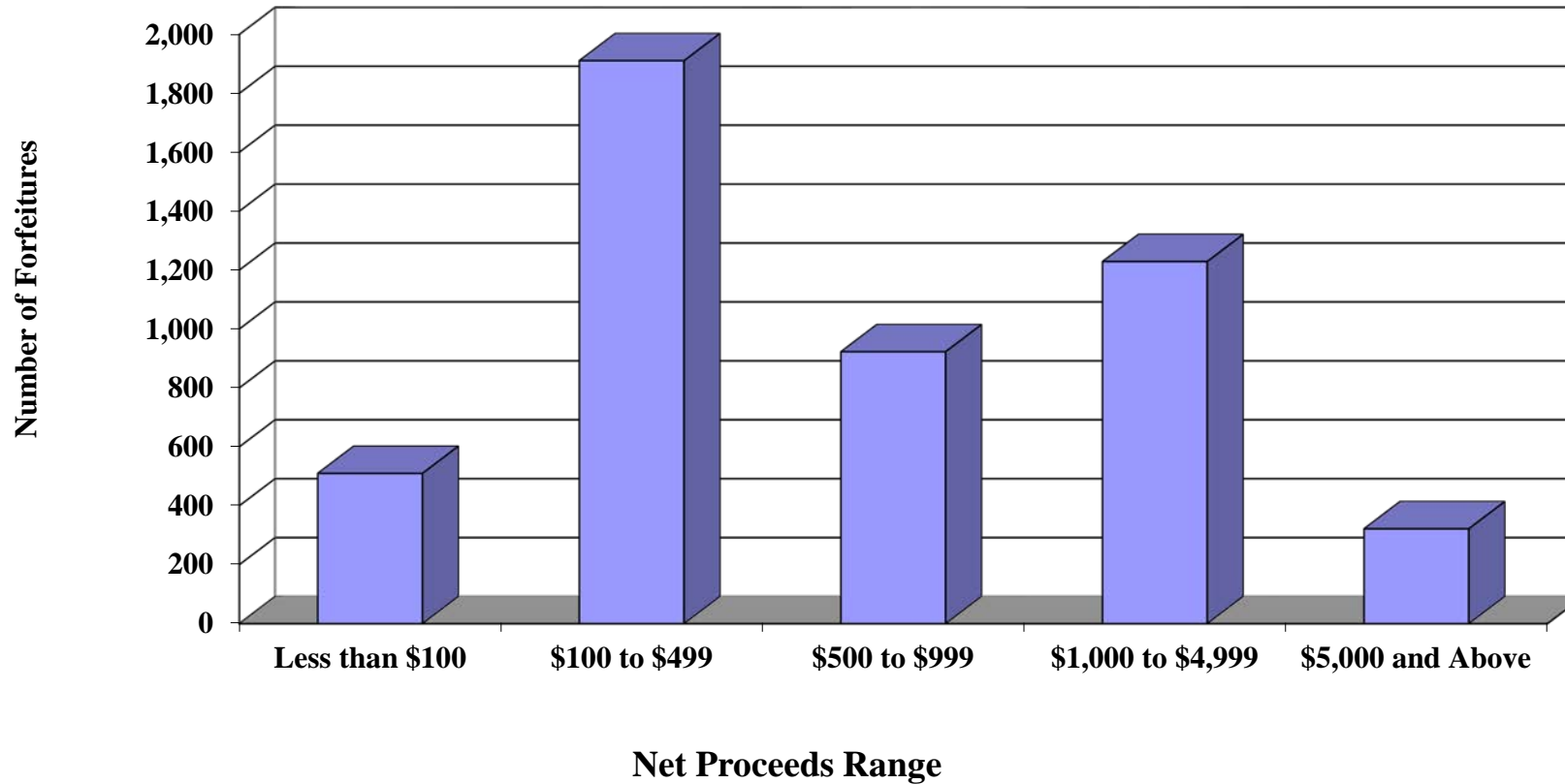
**Figure 1: Number of Completed Forfeitures -  
2014 to 2018**



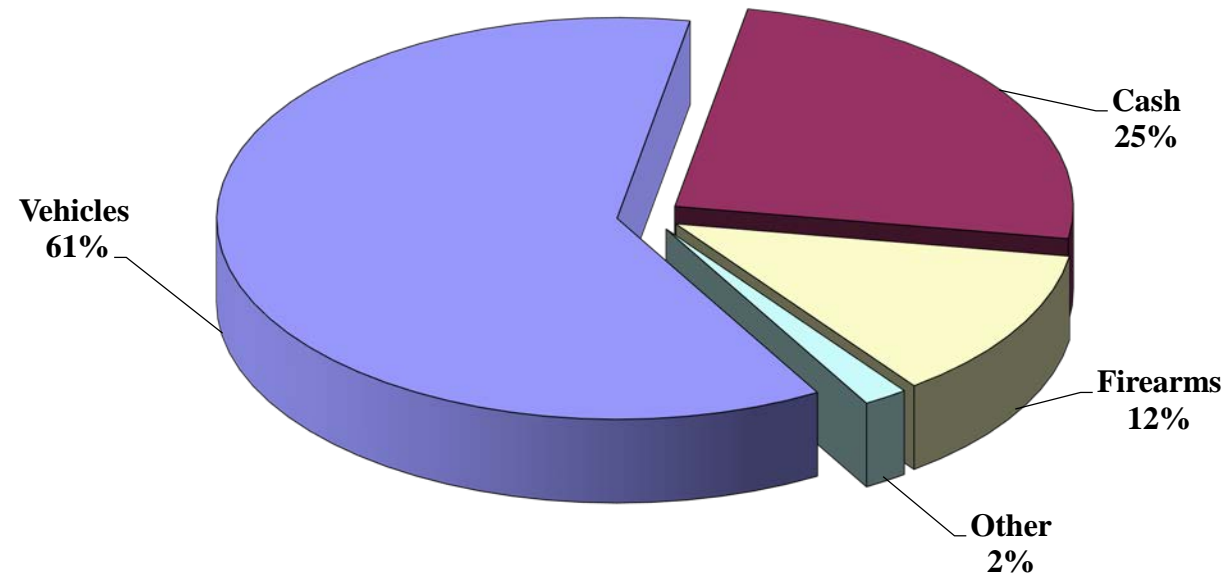


Office of the State Auditor

Figure 2: Number of Completed Forfeitures by Net Proceeds Range - 2018



**Figure 3: Types of Property Seized - 2018**



**Table 1: Type of Forfeited Property - 2017 and 2018**

<u>Year</u>	<u>Type of Property</u>	<u>Gross Sales</u>	<u>Administrative Expenses/Cash Returned to Owner/Lienholder*</u>	<u>Net Proceeds**</u>	<u>Number of Forfeiture Incidents</u>
2017	Cash	\$4,029,775	\$703,049	\$3,333,417	1,908
2018	Cash	6,024,218	1,210,973	4,820,459	1,995
	<b>Difference</b>	<b>\$1,994,443</b>	<b>\$507,924</b>	<b>\$1,487,042</b>	<b>87</b>
2017	Vehicle	\$5,058,658	\$1,864,974	\$3,442,704	4,763
2018	Vehicle	4,891,919	1,862,978	3,296,354	4,956
	<b>Difference</b>	<b>(\$166,739)</b>	<b>(\$1,996)</b>	<b>(\$146,350)</b>	<b>193</b>
2017	Firearm	\$243,941	\$34,007	\$210,784	1,028
2018	Firearm	138,908	17,210	121,698	995
	<b>Difference</b>	<b>(\$105,033)</b>	<b>(\$16,797)</b>	<b>(\$89,086)</b>	<b>(33)</b>
2017	All Other	\$69,153	\$16,446	\$53,553	153
2018	All Other	63,220	11,675	52,112	145
	<b>Difference</b>	<b>(\$5,933)</b>	<b>(\$4,771)</b>	<b>(\$1,441)</b>	<b>(8)</b>
2017	Totals	\$9,401,527	\$2,618,476	\$7,040,458	7,852
2018	Totals	11,118,265	3,102,836	8,290,623	8,091
	<b>Difference</b>	<b>\$1,716,738</b>	<b>\$484,360</b>	<b>\$1,250,165</b>	<b>239</b>

\*Includes cash returned to owner or lienholder per court order or agreement. In Tables 2 and 3, this amount is shown separately.

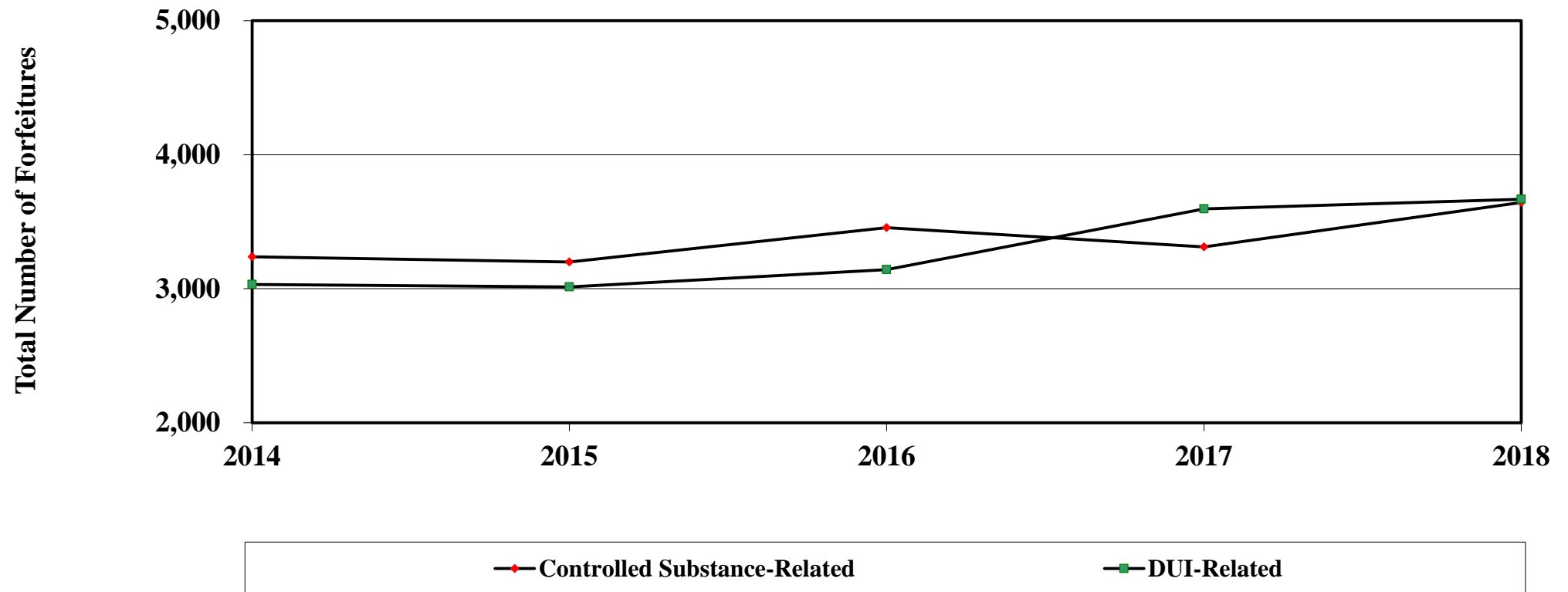
\*\*Net proceeds do not equal the gross proceeds minus administrative expenses/lien obligations because when expenses exceed the gross proceeds, the net proceeds available for distribution are shown as zero.





Office of the State Auditor

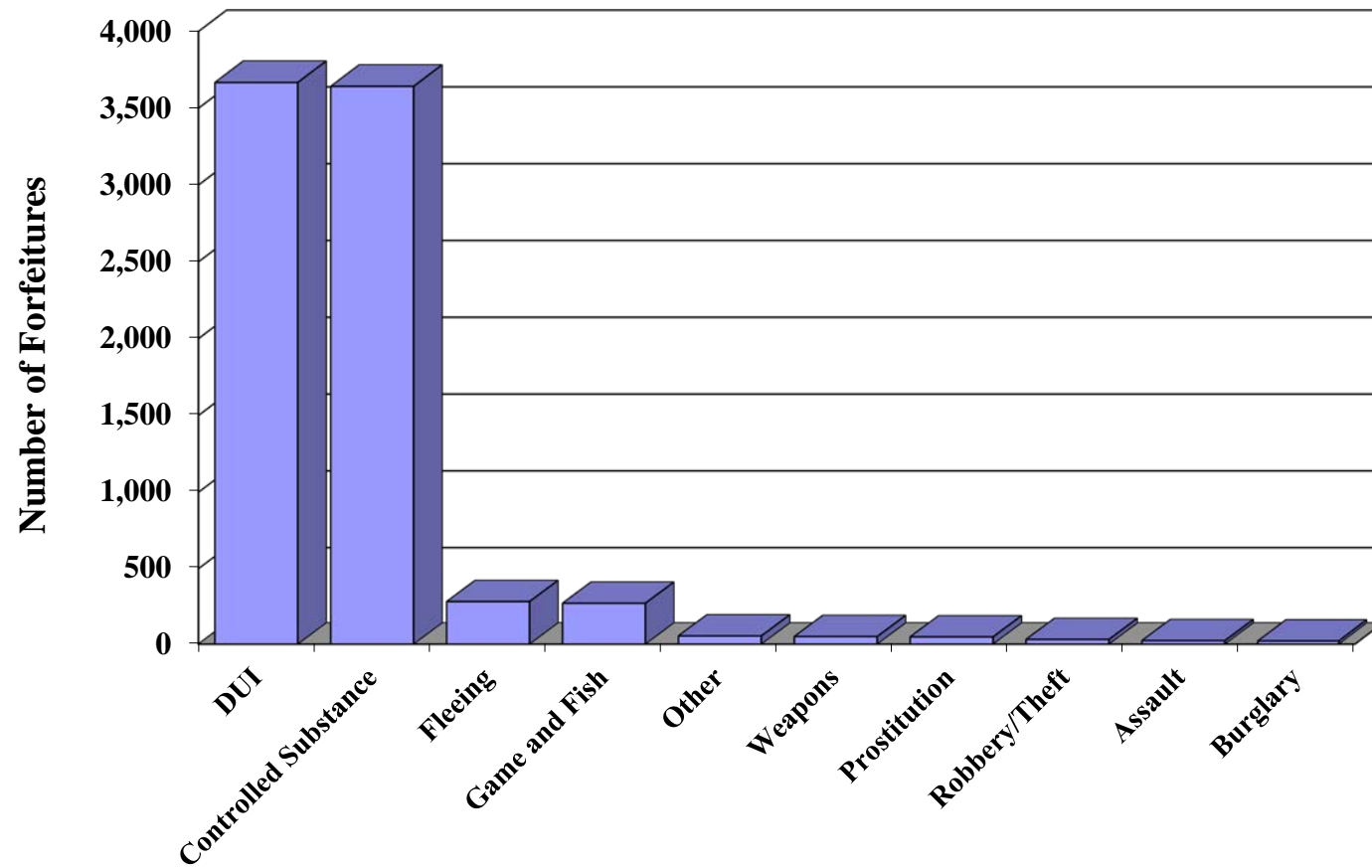
**Figure 4: Total Number of Controlled Substance-Related and DUI-Related Forfeitures for the Years 2014 to 2018**





Office of the State Auditor

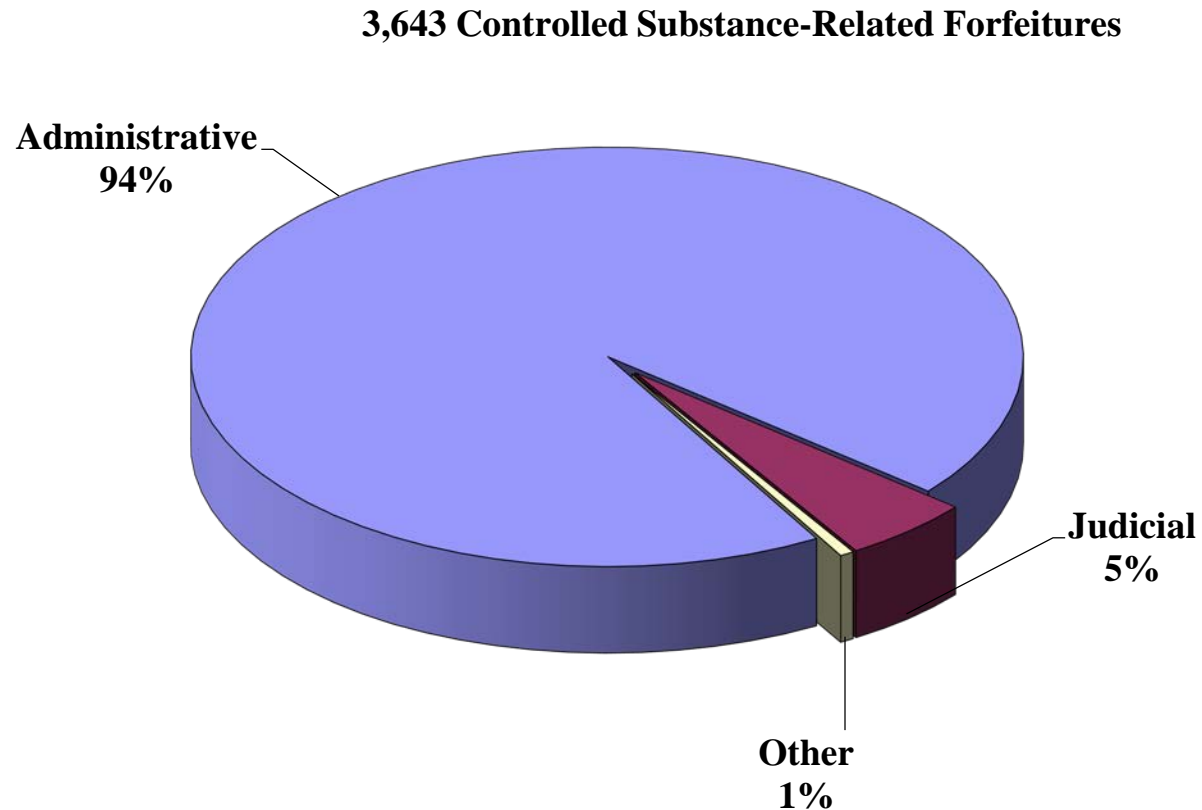
**Figure 5: Completed Forfeitures by Type of Crime - 2018**





Office of the State Auditor

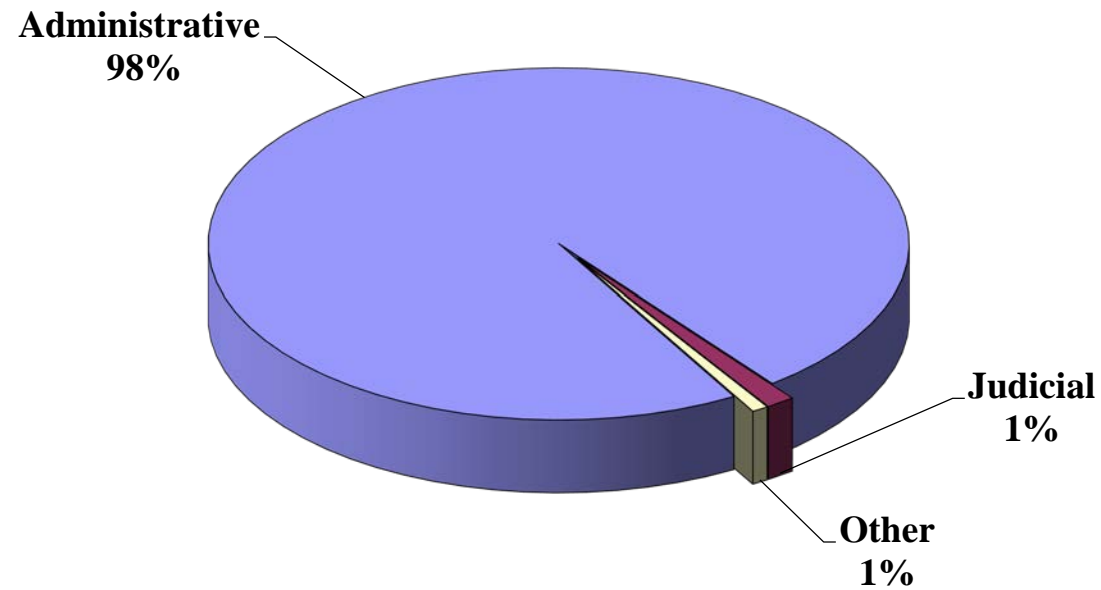
**Figure 6: Controlled Substance-Related Forfeitures Initiation Type -  
Administrative, Judicial, or Other - 2018**





**Figure 7: DUI-Related Forfeitures Initiation Type -  
Administrative, Judicial, or Other - 2018**

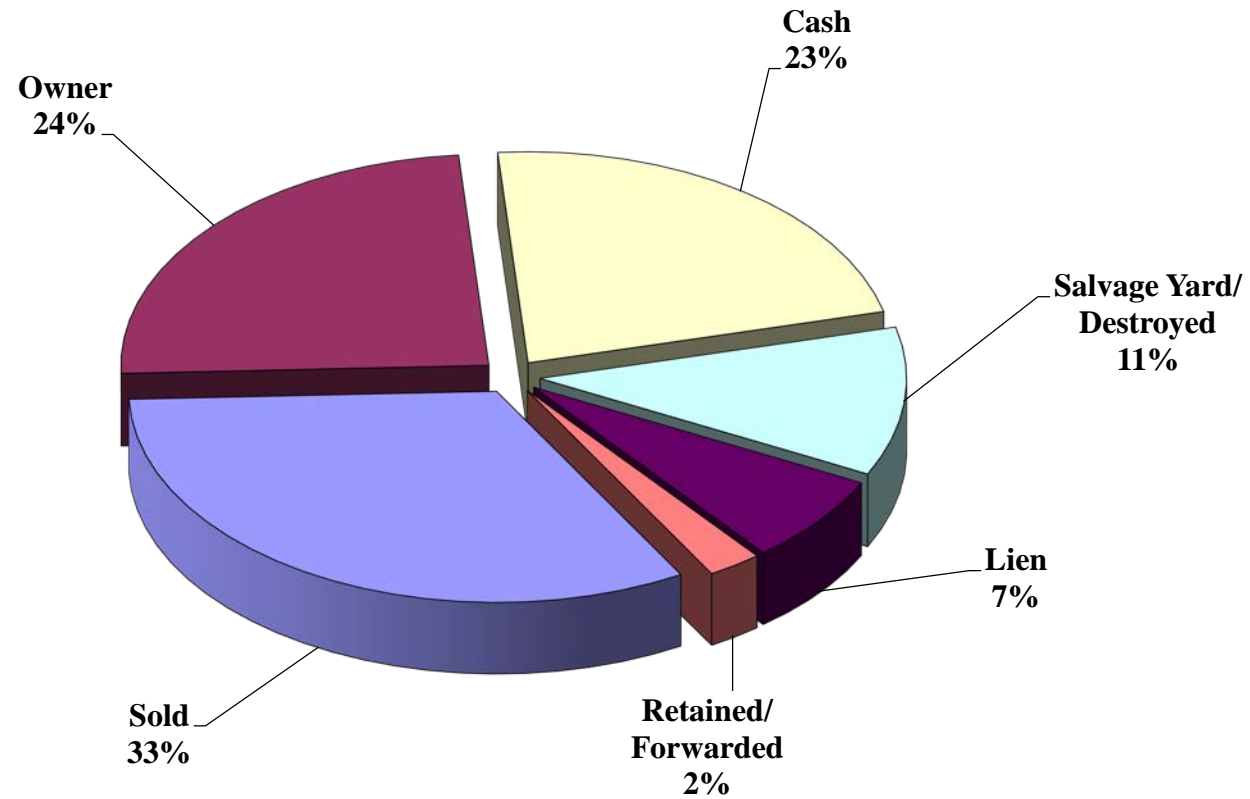
**3,668 DUI-Related Forfeitures**





Office of the State Auditor

**Figure 8: Final Disposition of Property Seized Subject to Forfeiture - 2018**



\*Due to rounding, the sum of percentages is less than 100 percent.



Office of the State Auditor

**Table 2**  
**Property Seized Subject to Forfeiture - Final Disposition - 2018**  
**Sorted by Agency and Net Proceeds**

Entity and Crime	Disposition Date	Type of Property	Property Detail	Disposition of Property	Basis of Disposition	Gross Sales	Expenses Paid	Amount Returned	Net Proceeds*
<b>Aitkin County Sheriff's Office</b>									
DUI-Related	11/26/2018	Vehicle	1999 Chevrolet Cavalier	Salvage Yard	Administrative Forfeiture	100	225	---	---
Controlled Substance	11/26/2018	Vehicle	2003 Toyota Corolla	Salvage Yard	Administrative Forfeiture	100	256	---	---
Controlled Substance	11/26/2018	Vehicle	1999 Honda Accord	Salvage Yard	Administrative Forfeiture	100	161	---	---
Controlled Substance	11/26/2018	Vehicle	1992 Ford Explorer	Salvage Yard	Administrative Forfeiture	100	120	---	---
Damage to Property	05/30/2018	Vehicle	1996 Jeep Cherokee 4WD	Returned to Owner	Administrative Forfeiture	134	134	---	---
DUI-Related	07/18/2018	Vehicle	2017 Ford Fusion	Returned to Owner	Judicial Forfeiture	135	135	---	---
Controlled Substance	09/26/2018	Vehicle	1999 Chevrolet Malibu	Salvage Yard	Administrative Forfeiture	150	169	---	---
DUI-Related	09/26/2018	Vehicle	1990 Toyota SR5 Club Cab	Salvage Yard	Administrative Forfeiture	150	213	---	---
Controlled Substance	09/26/2018	Vehicle	1997 Audi A4	Salvage Yard	Administrative Forfeiture	150	193	---	---
DUI-Related	09/26/2018	Vehicle	1997 Audi A4	Salvage Yard	Administrative Forfeiture	150	205	---	---
Controlled Substance	02/21/2018	Vehicle	1998 Volkswagen Jetta	Salvage Yard	Administrative Forfeiture	150	150	---	---
DUI-Related	09/26/2018	Vehicle	1996 Honda Accord	Salvage Yard	Administrative Forfeiture	150	193	---	---
Controlled Substance	11/16/2018	Vehicle	2004 Infiniti G35	Returned to Owner	Administrative Forfeiture	160	160	---	---
DUI-Related	11/13/2018	ATV	1995 Polaris Other	Returned to Owner	Administrative Forfeiture	175	175	---	---
DUI-Related	02/21/2018	Vehicle	2003 Pontiac Bonneville	Salvage Yard	Administrative Forfeiture	200	206	---	---
DUI-Related	08/23/2018	Vehicle	2006 Buick Lucerne	Returned to Owner	Administrative Forfeiture	229	229	---	---
DUI-Related	12/01/2018	ATV	2001 Polaris 500 Magnum	Returned to Owner	Judicial Forfeiture	244	244	---	---
DUI-Related	04/11/2018	Vehicle	1999 Chevrolet Pickup	Returned to Owner	Administrative Forfeiture	825	825	---	---
Controlled Substance	02/21/2018	Vehicle	1996 Ford Thunderbird LX	Salvage Yard	Judicial Forfeiture	150	148	---	2
DUI-Related	05/22/2018	Vehicle	2001 Kia Sephia	Salvage Yard	Administrative Forfeiture	175	169	---	6
Controlled Substance	10/04/2018	Cash		Cash Forfeiture	Administrative Forfeiture	8	---	---	8
Controlled Substance	10/03/2018	Cash		Cash Forfeiture	Administrative Forfeiture	18	---	---	18
Controlled Substance	11/26/2018	Vehicle	1994 Mercury Grand Marquis	Salvage Yard	Administrative Forfeiture	150	128	---	22
Controlled Substance	07/19/2018	Cash		Cash Forfeiture	Administrative Forfeiture	28	---	---	28
Controlled Substance	10/04/2018	Cash		Cash Forfeiture	Administrative Forfeiture	31	---	---	31
Controlled Substance	11/26/2018	Vehicle	2006 Mitsubishi Lancer	Salvage Yard	Administrative Forfeiture	200	169	---	31
Fleeing a Peace Officer	02/21/2018	Vehicle	2004 Ford Mustang	Salvage Yard	Judicial Forfeiture	250	198	---	52
Controlled Substance	07/19/2018	Cash		Cash Forfeiture	Administrative Forfeiture	53	---	---	53
Controlled Substance	09/26/2018	Vehicle	2004 Chevrolet Impala	Salvage Yard	Judicial Forfeiture	200	139	---	61
DUI-Related	11/26/2018	Vehicle	2000 Ford Explorer	Salvage Yard	Administrative Forfeiture	200	128	---	72
Check Forgery	11/26/2018	Vehicle	1999 Toyota RAV4	Salvage Yard	Judicial Forfeiture	250	177	---	73
DUI-Related	05/22/2018	Vehicle	1998 Jeep Cherokee 4WD	Salvage Yard	Administrative Forfeiture	250	177	---	73
Controlled Substance	10/04/2018	Cash		Cash Forfeiture	Administrative Forfeiture	100	---	---	100
Controlled Substance	07/19/2018	Cash		Cash Forfeiture	Administrative Forfeiture	121	---	---	121
DUI-Related	11/26/2018	Vehicle	2001 Ford Escape	Salvage Yard	Administrative Forfeiture	250	124	---	126
Controlled Substance	10/04/2018	Cash		Cash Forfeiture	Administrative Forfeiture	145	---	---	145
Controlled Substance	10/04/2018	Cash		Cash Forfeiture	Administrative Forfeiture	200	---	---	200

\*When expenses exceed the gross amount received, the net proceeds available for distribution are shown as zero.

**Table 3**  
**Summary of Forfeiture Activity by Agency - 2018**  
**Sorted by Agency**

<b>Agency Name</b>	<b>Gross Sales Value (\$)</b>	<b>Expenses Paid (\$)</b>	<b>Amount Returned (\$)</b>	<b>Net Proceeds (\$)</b>	<b>Number of Forfeiture Incidents</b>
Aitkin County Sheriff's Office	35,909	8,804	---	27,696	61
Aitkin Police Department	12,599	5,802	---	9,007	12
Akeley Police Department	336	302	---	144	2
Albert Lea Police Department	15,243	1,575	51	13,617	17
Alexandria Police Department	6,290	955	---	5,574	12
Annandale Police Department	5,488	451	---	5,037	6
Anoka County Sheriff's Office	17,717	---	3,250	14,467	17
Anoka Police Department	18,907	622	5,900	12,385	20
Anoka-Hennepin Drug Task Force	363,642	781	66,476	296,737	73
Apple Valley Police Department	20,961	18,445	---	2,516	5
Arlington Police Department	1,000	---	---	1,000	2
Audubon Police Department	2,728	---	---	2,728	1
Austin Police Department	35,165	3,830	---	31,335	28
Avon Police Department	2,785	---	---	2,785	3
Battle Lake Police Department	425	425	---	---	1
Baxter Police Department	30,373	2,585	---	27,843	55
Bayport Police Department	4,206	1,885	---	2,321	3
Becker County Sheriff's Office	14,830	964	---	13,951	17
Becker Police Department	5,165	1,717	---	3,448	4
Belgrade Police Department	602	398	---	204	1
Belle Plaine Police Department	20,822	16,898	858	3,186	12
Beltrami County Sheriff's Office	55,793	8,746	4,076	43,394	54
Bemidji Police Department	28,582	12,999	1,544	18,784	47
Benton County Sheriff's Office	4,024	606	---	3,418	4
Big Lake Police Department	20,609	9,425	---	11,577	13

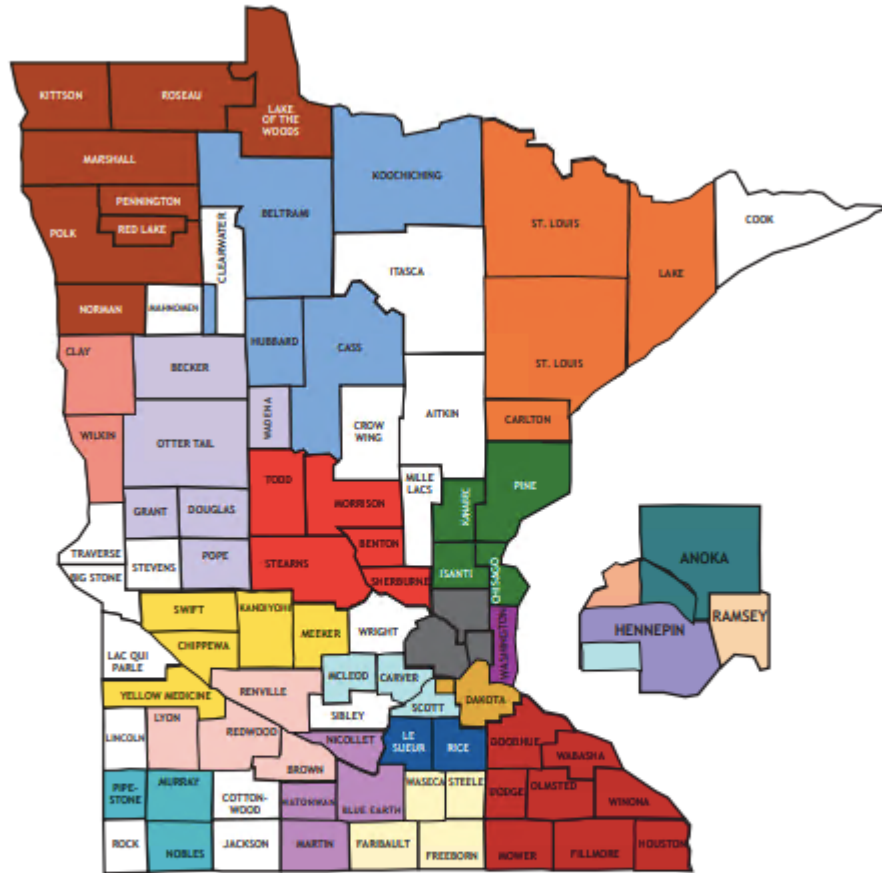


# 2018 Drug and Violent Crime Enforcement Teams

Department of Public Safety  
OFFICE OF JUSTICE PROGRAMS



Page 279



TASK FORCES (listed north to south and west to east):

- |  |   |  |
|--|---|--|
| <span style="color: blue;">■</span> Paul Bunyan Gang & Drug TF<br>(Includes White Earth Tribal Police) | <span style="color: green;">■</span> East Central Task Force                            | <span style="color: gold;">■</span> Dakota County Drug Task Force  |
| <span style="color: orange;">■</span> Ramsey County VCET   | <span style="color: yellow;">■</span> CEE-VI Gang & Narcotics TF                        | <span style="color: pink;">■</span> Brown Lyon Redwood Renville Drug TF  |
| <span style="color: darkorange;">■</span> Lake Superior Drug & Violent Crime TF                        | <span style="color: teal;">■</span> Anoka-Hennepin Narcotics & Violent Crime Task Force | <span style="color: cyan;">■</span> Buffalo Ridge Gang & Drug TF   |
| <span style="color: brown;">■</span> Pine to Prairie Drug Task Force                                   | <span style="color: lightblue;">■</span> Southwest Metro Drug Task Force                | <span style="color: purple;">■</span> Minnesota River Valley Drug TF   |
| <span style="color: red;">■</span> Lakes to River VCET   | <span style="color: darkred;">■</span> Washington County Drug Task Force                | <span style="color: yellowgreen;">■</span> South Central Gang & Drug TF  |
| <span style="color: lightpurple;">■</span> West Central MN Drug Task Force                             | <span style="color: peachpuff;">■</span> Northwest Metro Drug Task Force                | <span style="color: darkred;">■</span> Southeast Minnesota Gang & Drug TF  |
| <span style="color: red;">■</span> Central Minnesota VOTF  | <span style="color: blueviolet;">■</span> Hennepin County Violent Offender TF           | <span style="color: blue;">■</span> Cannon River VCET  |
|  |   | <span style="border: 1px solid black; display: inline-block; width: 10px; height: 10px;"></span> Areas not in a Task Force |



## Equitable Sharing Payments of Cash and Sale Proceeds by Recipient Agency for Minnesota

Fiscal Year 2018

Agency Name	Agency Type	Cash Value	Sales Proceeds	Totals
Anoka Hennepin Narcotics And Violent Crimes Task Force	Task Force	\$3,790	\$9,299	\$13,089
Blaine Police Department	Local	\$1,598	\$0	\$1,598
Bloomington Police Department	Local	\$27,048	\$8,949	\$35,997
Bureau Of Criminal Apprehension	State	\$71,716	\$0	\$71,716
City Of Saint Paul Police Department	Local	\$81,071	\$0	\$81,071
Dakota County Drug Task Force	Task Force	\$6,318	\$0	\$6,318
Dakota County Sheriff's Office	Local	\$4,053	\$0	\$4,053
East Central Drug And Violent Offenders Task Force	Task Force	\$99,920	\$2,221	\$102,141
Hennepin County Sheriff's Office	Local	\$18,742	\$0	\$18,742
Minneapolis Police Department	Local	\$18,050	\$0	\$18,050
Minneapolis-Saint Paul International Airport Police	Local	\$179,097	\$0	\$179,097
National Guard Counterdrug Unit	Local	\$22,991	\$0	\$22,991
Oakdale Police Department	Local	\$50,732	\$0	\$50,732
Ramsey County Sheriff's Office	Local	\$109,589	\$0	\$109,589
South East Narcotics And Gang Task Force	Task Force	\$9,357	\$0	\$9,357
Southwest Hennepin Drug Task Force	Task Force	\$6,496	\$0	\$6,496
State Patrol - Department Of Public Safety	State	\$150,320	\$0	\$150,320
Washington County Sheriff's Office - Narcotics Division	Task Force	\$23,713	\$0	\$23,713
West Metropolitan Drug Task Force	Task Force	\$53,322	\$0	\$53,322
<b>Minnesota Totals</b>		<b>\$937,923</b>	<b>\$20,469</b>	<b>\$958,392</b>



**TREASURY FORFEITURE FUND**  
**Equitable Sharing Summarized by State and U.S. Territories**  
**For the Year Ended September 30, 2018**  
**(Dollars in Thousands)**  
**(Unaudited)**

---

<u>State/U.S. Territories</u>	<u>Currency Value</u>	<u>Property Value</u>
Alabama	\$ 229	\$ 24
Alaska	37	-
Arizona	215	407
Arkansas	76	51
California	53,304	62
Colorado	853	24
Connecticut	1060	53
D.C. Washington	8	-
Delaware	0	-
Florida	4,425	522
Georgia	2,657	-
Guam	349	-
Hawaii	30	-
Idaho	81	-
Illinois	6,864	-
Indiana	1,931	-
Iowa	17	-
Kansas	39	13
Kentucky	980	-
Louisiana	4	4
Maine	48	-
Maryland	1,790	26
Massachusetts	307	34
Michigan	141	234
Minnesota	30	-
Mississippi	730	-



Office of the State Auditor

**State Auditor Julie Blaha**  
**[julie.blaha@osa.state.mn.us](mailto:julie.blaha@osa.state.mn.us)**  
**651-202-1996**