



Home and Community-Based Services for Older Adults

Kari Benson | Director, Aging and Adult Services Division
Executive Director, Minnesota Board on Aging

01/25/2017

1

Continuing Care for Older Adults

Our mission: to improve the dignity, health, and independence of the people we serve.

We serve more than 400,000 older Minnesotans each year with roughly \$1.4 billion in service funding.



1/25/2017

Minnesota Department of Human Services | mn.gov/dhs

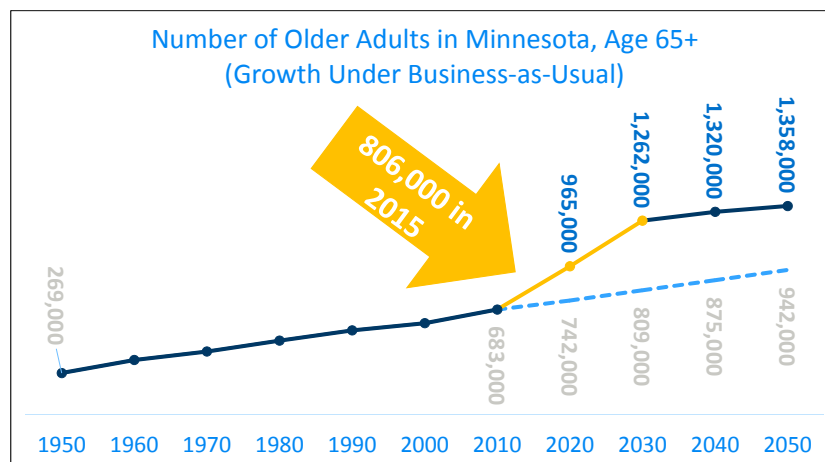
2

Who we are

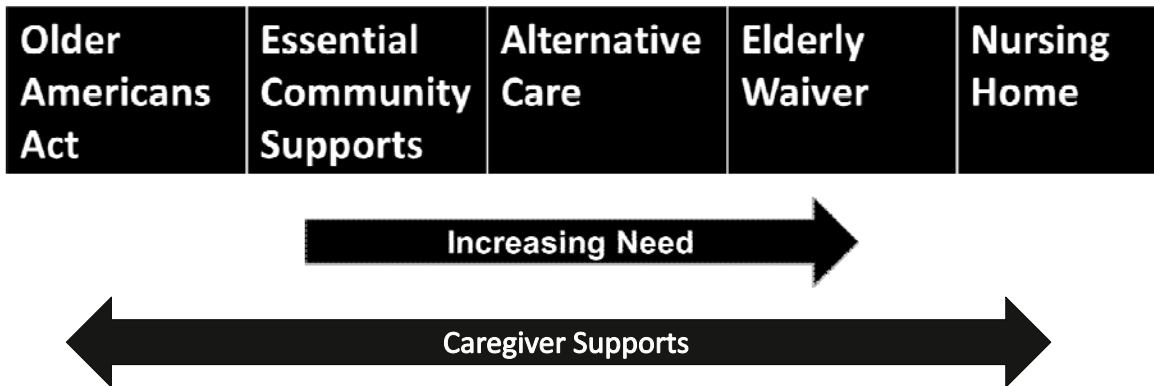
- Minnesota is ranked first in the nation, for the second consecutive time, on the national State Long Term Services and Support Scorecard sponsored by The AARP, Commonwealth Fund and Scan Foundation (2011, 2014).
- 118 staff, including staffing for the MN Board on Aging



Minnesota has already begun the transition to an older state



Long-Term Services and Supports System for Older Adults



Survey of Older Minnesotans

- Used to determine the status and needs of older adults.
- Conducted every 5 to 10 years with the most recent in 2015
- Partnership between the Minnesota Board on Aging and Department of Human Services
- Questions in the survey explore demographic, economic, health, housing, and family and social statuses

Survey of Older Minnesotans – Caregiver Highlights

- Rate of caregiving and the proportion of older adults with an unpaid caregiver is increasing.
- Caregivers age 50 and older are more likely to care for their parent, while caregivers age 65 and older are more likely to care for their spouse or partner.
- Certain subgroups are less likely to report having a caregiver if they develop an illness or disability; this includes those who are age 85 and older, those who are not married, those who live alone and those with lower incomes.
- Over half of older adult caregivers report providing care for someone with memory loss.
- Nearly a third of older adult caregivers are considered “higher-hour” caregivers, those providing at least 21 hours of care per week.
- Approximately 30 percent of older adult caregivers perform medical or nursing tasks.

1/25/2017

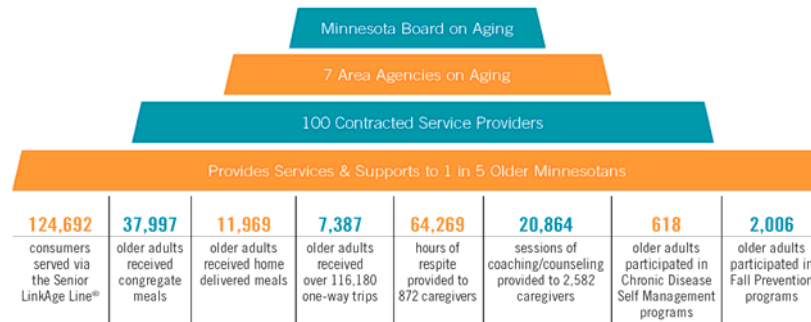
Minnesota Department of Human Services | mn.gov/dhs

7

Minnesota’s Aging Network

Minnesota’s Aging Network

An infrastructure that annually supports over 180,000 older Minnesotans and caregivers

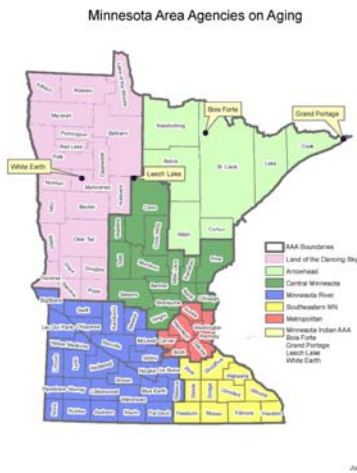


FEY 2015

1/25/2017

8

Minnesota Area Agencies on Aging



- Land of the Dancing Sky AAA
- Arrowhead Area Agency on Aging
- Central Minnesota Council on Aging
- Minnesota River Area Agency on Aging
- Southeastern Minnesota AAA
- Metropolitan Area Agency on Aging
- Minnesota Indian AAA

1/25/2017

Minnesota Department of Human Services | mn.gov/dhs

9

Home & Community-Based Services & Supports

- Older Americans Act (OAA)
 - 183,632 unduplicated individuals served throughout all of the OAA Title III services
 - Senior LinkAge Line®, evidenced-based health promotion, chronic disease self management, caregiver support services, nutrition, assisted transportation, etc

1/25/2017

Minnesota Department of Human Services | mn.gov/dhs

10

Home & Community-Based Services & Supports

- Essential Community Supports (ECS)
 - Started in fiscal year 2015
 - In 2016, the program served 224 people with an average monthly benefit of \$234
 - Total spending in FY 16 was \$624k
- Program growth is expected to increase approximately 13.7% year to year

1/25/2017

Minnesota Department of Human Services | mn.gov/dhs

11

Alternative Care

- Pre-Medical Assistance eligible
- Prevents, delays transitions to a nursing facility and prevents seniors from “spending down” their assets.
- Received federal match in 2014
- Avg. people per/mo: 2,574 (FY16)
- 3,831 people served (FY15)
- \$27 million in FY16; avg. cost per person/mo: \$882
- Program growth is expected to increase approximately 17.2% year to year

1/25/2017

Minnesota Department of Human Services | mn.gov/dhs

12

Elderly Waiver

- Serves people in the community who need nursing facility level of care.
- Avg. people per/mo: 23,304 (FY16)
- 28,462 people served (FY15)
- \$401.8 million in FY16; avg. cost per person/mo: \$1,437
 - Includes both Fee for Service and Managed Care
- Program growth is expected to increase approximately 14.7% year to year

1/25/2017

Minnesota Department of Human Services | mn.gov/dhs

13

Home Care

- Home care (PCA, nursing) provides medical and health-related services and assistance with day-to-day activities to people in their home.
- Avg. people per/mo: 32,540 (FY16)
 - Includes both Home Care PCA and Home Care Nursing
- \$137.7 million in FY16; avg. cost per person/mo: \$2,609
 - Includes both Home Care PCA and Home Care Nursing
- Home care PCA growth is expected to increase approximately 9.0% year to year
- Home care nursing growth is expected to increase approximately 10.4% year to year

1/25/2017

Minnesota Department of Human Services | mn.gov/dhs

14

How are we doing?

Most people prefer to live in their own home.

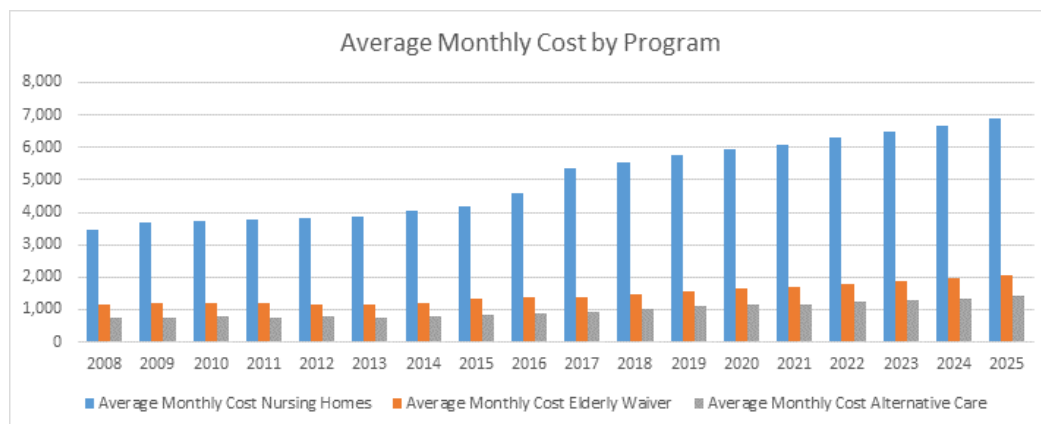
- Nursing home/facility costs about 2.5 times more than community-based services (waivers and home care)
- Nursing home utilization by people age 85+ has declined from 36.4% in 1984 to 12.6% in 2013
- About **75%** of older LTC recipients receive home and community-based services and account for half of LTC spending. The other half of LTC spending is for nursing facility residents, who make up **25%** of all LTC recipients.

1/25/2017

Minnesota Department of Human Services | mn.gov/dhs

15

Facility v. community care

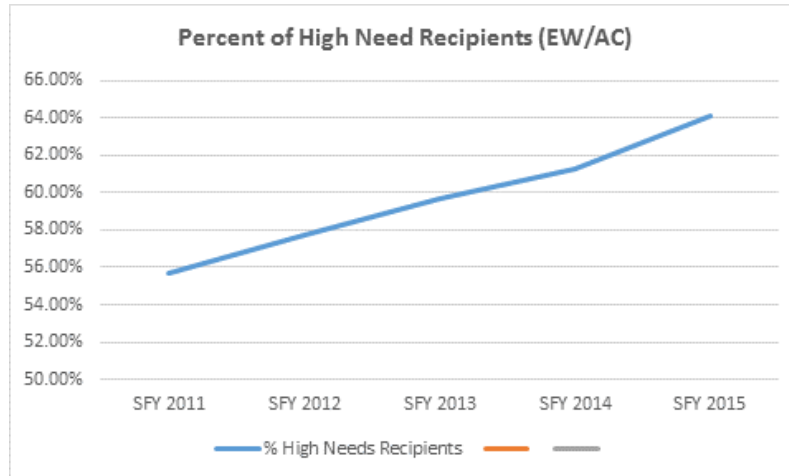


1/25/2017

Minnesota Department of Human Services | mn.gov/dhs

16

Increasing acuity



1/25/2017

Minnesota Department of Human Services | mn.gov/dhs

17

Live Well at Home Grants



1/25/2017

Minnesota Department of Human Services | mn.gov/dhs

18

Live Well at Home Grants

- Grants develop and /or provide services for older Minnesotans to live in the community by:
 - allowing local communities to improve their capacity to develop, strengthen, integrate programs;
 - maintaining home and community-based services for individuals' age 65 and older and at risk of long-term nursing home use and/or spending down into Medical Assistance; and
 - strengthening services for the caregiver support network.
- Categories of grants:
 - Capital and Renovation Requests
 - Long-Term Services and Supports Development grants (\$350,000 or less)
 - Core Home and Community-Based Services (\$30,000 or less)

1/25/2017

Minnesota Department of Human Services | mn.gov/dhs

19



Own Your Future

LaRhae Knatterud | Director, Planning & Aging 2030

1/25/2017

20

Own Your Future



Minnesota initiative to encourage and enable individuals to pay for their long-term care, including how to pay for it

Own Your Future Product Framework

