

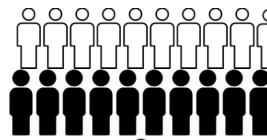
RACIAL DISPARITIES IN THE MINNESOTA CRIMINAL JUSTICE SYSTEM

The Big Picture

Minnesota has one of the *lowest* incarceration rates in the country, but our criminal justice system has some of the *largest* racial and ethnic disparities. Minnesotans of color are more likely to be arrested, denied bail, incarcerated, and have their probation revoked than their White counterparts. These disparities are especially stark for Black and Native American Minnesotans. *Why?* Notably, research shows that racial disparities in the Minnesota criminal justice system cannot be attributed to crime commission rates alone. While data suggests that Minnesotans of color commit somewhat higher rates of certain person and property offenses than White Minnesotans, they commit drug offenses at the same rates. It has become increasingly clear that features of the criminal justice system itself contribute to its racial inequity.


Marijuana Use vs. Marijuana Arrests

In 2015, **9.4%** of White Minnesotans and **10%** of Black Minnesotans reported using marijuana during the past year.



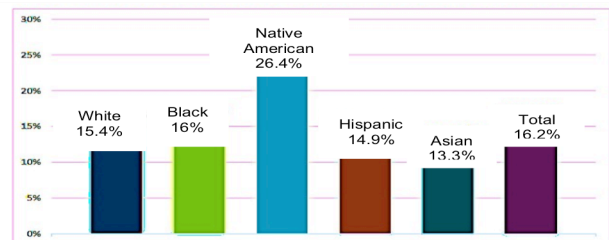
MN Dep't of Human Services, *Substance Use in Minnesota: A State Epidemiological Profile* (2018), SUMN.org

In 2011, Black Minnesotans were **6.4 times** more likely to be arrested for marijuana possession than White Minnesotans.



Nicole Simms, *Collateral Costs: Racial Disparities and Injustice in Minnesota's Marijuana Laws, Minnesota 2020* (2014).

Felony Probation Revocations 2003-2017



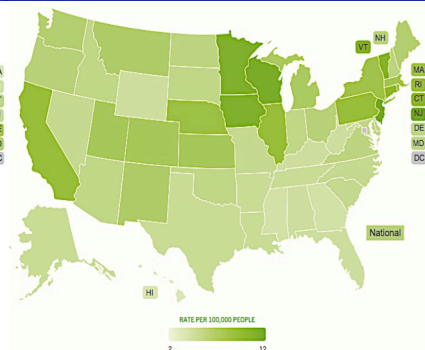
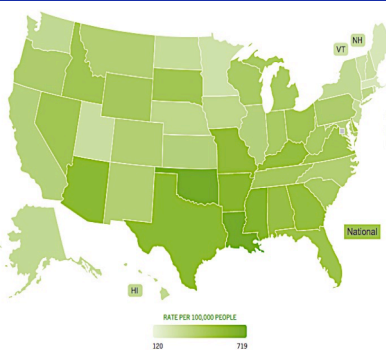
Minnesota Sentencing Guidelines Commission, 2018 Probation Revocation Report

“**Minnesota data** on racial disparities in the **pretrial process** is **not readily available**,” but studies in other states have found that “judges were **25%** more likely to deny **bail** to Black defendants than to White defendants,” and hold Black defendants on “**substantially higher bail amounts** [than] white defendants with comparable charges.”

Pretrial Justice: A Report on the Cash Bail System, Mpls Fdn (Oct. 2019)

State Imprisonment Rate (per 100,000)

Black/White Imprisonment Disparities (per 100,000)



Sentencing Project, State-by-State Data, sentencingproject.org (citing U.S. Bureau of Justice Statistics data for 2016, 2017)