

LSOHC Recommendation Summary



OUTDOOR HERITAGE FUND Recommendations Bill Summary Fiscal Year 2020

Lessard-Sams Outdoor Heritage Council Recommendations — FY2020

LSOHC Recommendations Highlights

In the eleventh year of Outdoor Heritage Funding (OHF), the Lessard-Sams Outdoor Heritage Council is recommending a total of 44 programs be funded by the MN Legislature for a total of \$127,505,000.

- 141,218 acres of wildlife habitat throughout Minnesota is estimated to be restored, enhanced, and/or protected.
- 152 miles of shoreline will be restored, enhanced and/or protected.
- An additional \$30,727,300 in federal, state, and private conservation funding is expected to be leveraged with FY2020 OHF.
- 27 different organizations are recommended for funding (1 national park, 2 state agencies, 9 local units of government, and 15 non-government organizations).
- Continued investment in robust on-going programs constitutes 73% of the programs recommended.
- Activities include: native prairie protection, wetland restoration, trout stream enhancement, public wildlife land enhancements, shallow lake enhancement, forest fragmentation prevention, strategic land acquisition in fee and conservation easement.



Plover Prairie – 240 acres native prairie protected in Chippewa county via The Nature Conservancy's Minnesota Prairie Recovery Project (ML 2011). © Richard Hamilton Smith



Mississippi Headwaters Habitat Protection — Island Lake Conservation Easement held by the MN Land Trust located in Crow Wing County, MN. This project protects nearly 25,000 feet of shoreline.

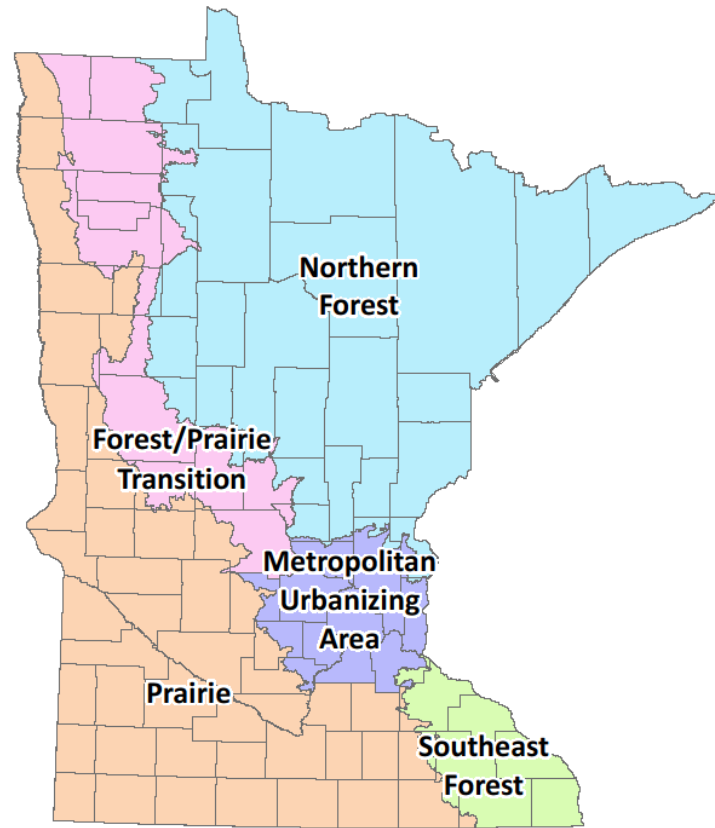
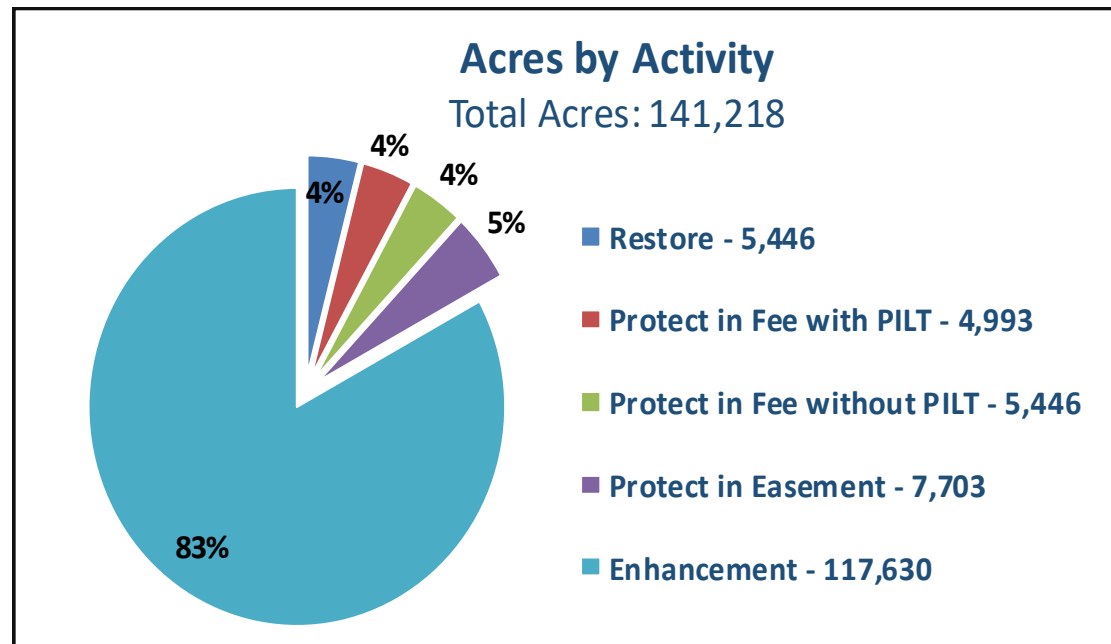
Constitutional Amendment - Article XI—Sec. 15.

...33 percent of the receipts shall be deposited in the outdoor heritage fund and may be spent only to restore, protect, and enhance wetlands, prairies, forests, and habitat for fish, game, and wildlife;...

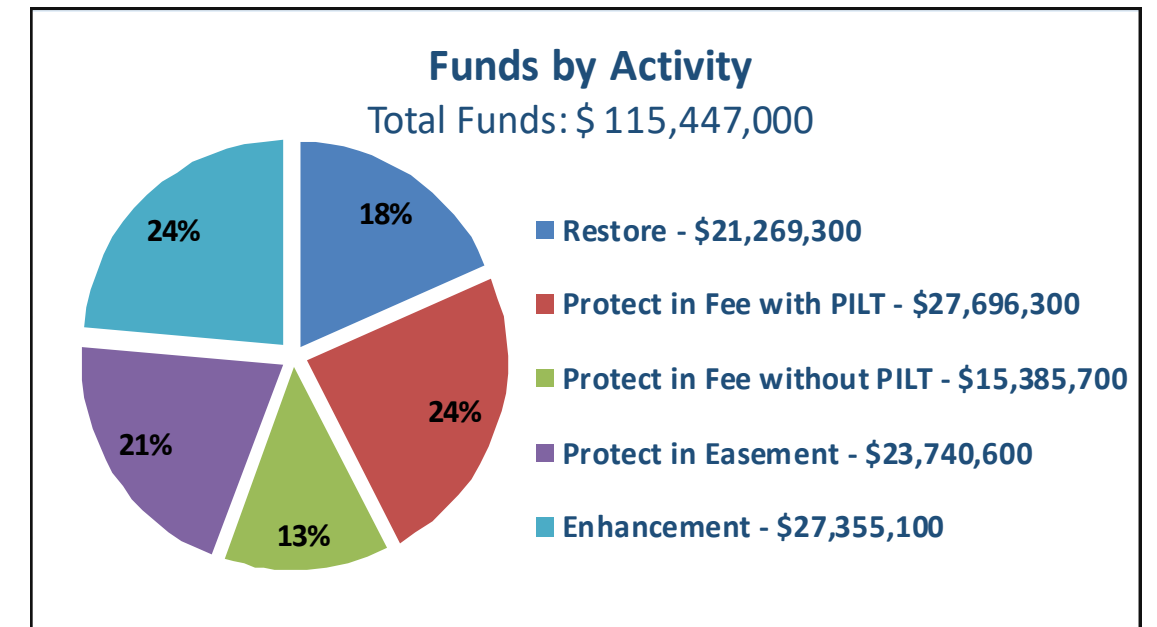
...The dedicated money under this section must supplement traditional sources of funding for these purposes and may not be used as a substitute. Land acquired by fee with money deposited in the outdoor heritage fund under this section must be open to the public taking of fish and game during the open season unless otherwise provided by law...

Subd. 2. Prairies		11 projects totaling \$38,303,000
2(a) DNR WMA and SNA Acquisition - Phase XI	MN DNR	\$ 2,519,000
2(b) Accelerating the Wildlife Management Area Program - Phase XI	Pheasants Forever	\$ 6,060,000
2(c) MN Prairie Recovery Project - Phase IX	The Nature Conservancy	\$ 3,058,000
2(d) Northern Tallgrass Prairie National Wildlife Refuge - Phase X	The Nature Conservancy	\$ 2,383,000
2(e) Lower Wild Rice Corridor Habitat Restoration - Phase II	Wild Rice Watershed District	\$ 2,975,000
2(f) Martin County DNR WMA Acquisition - Phase III	Fox Lake Conservation League	\$ 3,650,000
2(g) RIM Grasslands Reserve	BWSR	\$ 2,276,000
2(h) Prairie Chicken Habitat Partnership of the Southern Red River Valley - Phase V	MN Prairie Chicken Society / Pheasants Forever	\$ 2,558,000
2(i) DNR Grassland Enhancement - Phase XI	MN DNR	\$ 8,861,000
2(j) Anoka Sand Plain Habitat Conservation - Phase VI	Great River Greening	\$ 2,573,000
2(k) Fairmont Chain of Lakes Habitat Restoration - Phase I	City of Fairmont	\$ 1,390,000
Subd. 3. Forests		6 projects totaling \$17,032,000
3(a) Protecting Strategic Forestlands Near Camp Ripley	The Conservation Fund	\$ 3,348,000
3(b) Southeast Minnesota Protection and Restoration - Phase VII	The Nature Conservancy	\$ 5,741,000
3(c) Minnesota Forests for the Future - Phase VII	MN DNR	\$ 4,573,000
3(d) Floodplain Forest Enhancement - Mississippi River - Phase III	Audubon MN	\$ 1,357,000
3(e) Enhanced Public Land - Open Landscapes	MN Sharp-Tailed Grouse Society / Pheasants Forever	\$ 955,000
3(f) Minnesota Forest Recovery Project - Phase I	The Nature Conservancy	\$ 1,058,000
Subd. 4. Wetlands		7 projects totaling \$20,753,000
4(a) Accelerating the Waterfowl Production Area Program - Phase XI	Pheasants Forever	\$ 5,631,000
4(b) Shallow Lake & Wetland Protection Program - Phase VIII	Ducks Unlimited	\$ 6,150,000
4(c) Wetland Habitat Protection and Restoration Program - Phase IV	Minnesota Land Trust	\$ 2,129,000
4(d) Wild Rice Shoreland Protection - Phase VI	BWSR	\$ 1,187,000
4(e) Shallow Lakes and Wetland Enhancement - Phase XI	MN DNR	\$ 3,541,000
4(f) Restoration of Non-Native Cattail Dominated Wetlands in Border Waters	Voyageurs National Park	\$ 1,270,000
4(g) Big Rice Lake Wild Rice Enhancement	MN DNR	\$ 845,000
Subd. 5. Habitats		16 projects totaling \$50,497,000
5(a) St. Croix Watershed Habitat Protection and Restoration - Phase I	St. Croix River Association	\$ 3,751,000
5(b) Metro Big Rivers - Phase IX	MN Valley Trust	\$ 4,163,000
5(c) Dakota County Habitat Protection/Restoration - Phase VII	Dakota County	\$ 3,516,000
5(d) Fisheries Habitat Protection on Strategic North Central Minnesota Lakes - Phase V	Minnesota Land Trust	\$ 3,365,000
5(e) Sauk River Watershed Habitat Protection and Restoration	Sauk River Watershed District	\$ 2,946,000
5(f) Minnesota Trout Unlimited Coldwater Fish Habitat Enhancement - Phase XI	MN Trout Unlimited	\$ 2,359,000
5(g) DNR Aquatic Habitat Restoration and Enhancement	MN DNR	\$ 3,208,000
5(h) St. Louis River Restoration Initiative - Phase VI	MN DNR	\$ 3,777,000
5(i) Knife River Habitat Rehabilitation - Phase IV	Zeitgeist & Lake Superior Steelhead Association	\$ 891,000
5(j) Shell Rock River Watershed Restoration Program - Phase VIII	Shell Rock River Watershed District	\$ 2,046,000
5(k) Pine River Fish Passage Project 2020	Crow Wing SWCD	\$ 1,246,000
5(l) Sauk River Dam Fish Passage	Stearns SWCD	\$ 737,000
5(m) Restoration of Norway Brook connectivity to the Pine River by removal of Norway Lake Dam and replacement with rock-arch rapids	City of Pine River	\$ 2,267,000
5(n) Pig's Eye Lake Island Habitat Restoration and Enhancement	Ramsey County Parks and Recreation	\$ 4,337,000
5(o) Restoring the Upper Mississippi River at Lake Pepin - Phase I	Lake Pepin Legacy Alliance	\$ 750,000
5(p) Conservation Partners Legacy Grant Program: Statewide and Metro Habitat - Phase XI	MN DNR	\$ 11,138,000
Subd. 6. Administration		4 items totaling \$920,000
Contract Management 2019	MN DNR	\$ 210,000
LSOHC Administrative Budget	LCC	\$ 555,000
Restoration Evaluations	MN DNR	\$ 150,000
LCC Website	LCC	\$ 5,000

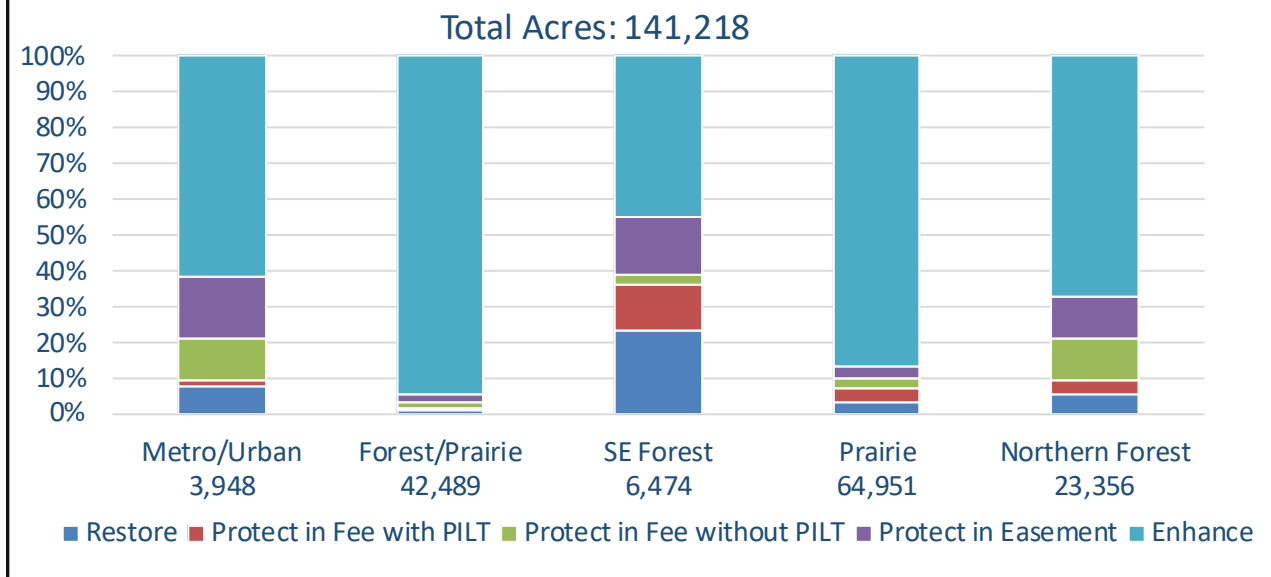
Output by ACRES



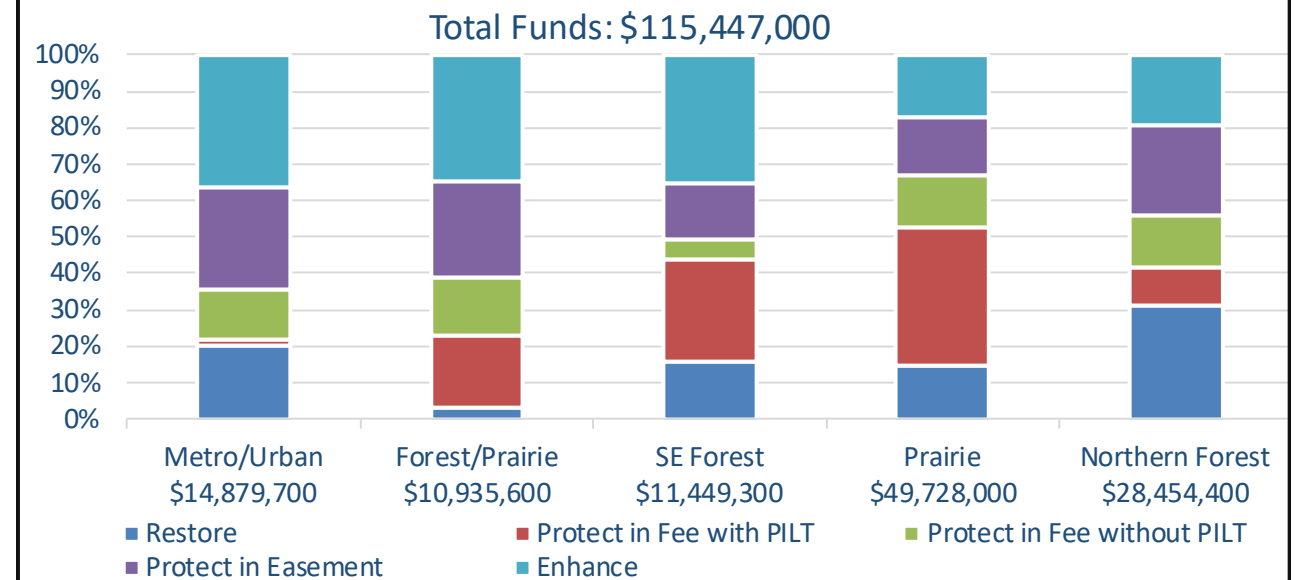
Output by FUNDING



Distribution of Acres by Ecological Section



Distribution of Funds by Ecological Section

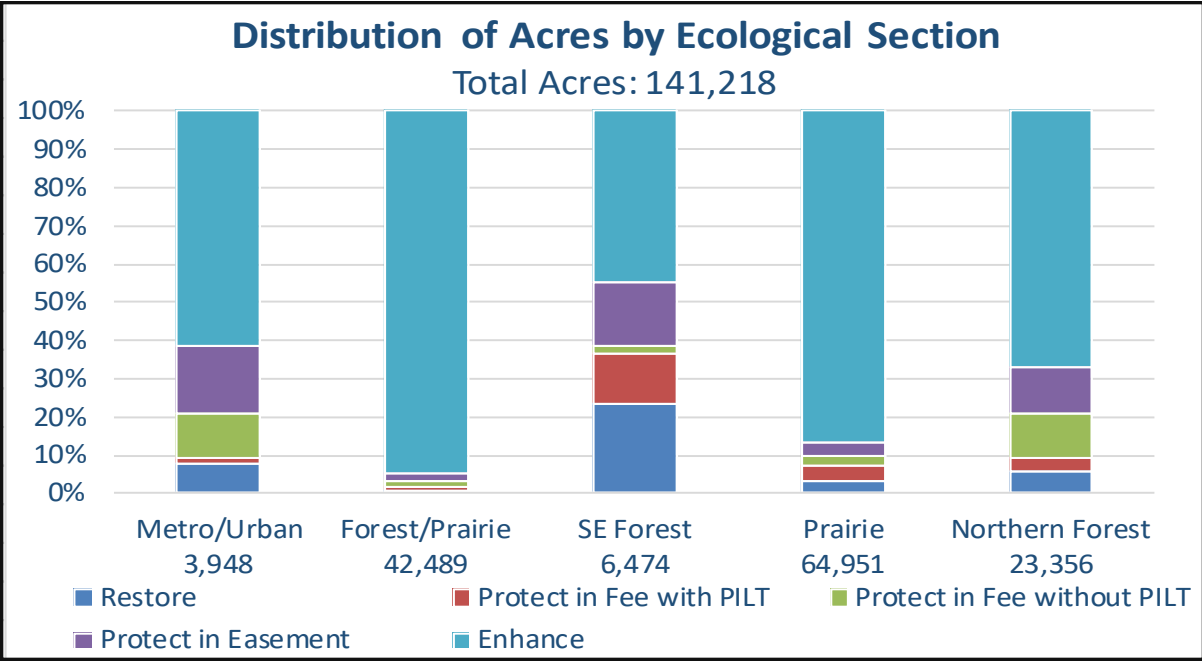


RESOURCE TYPE (ACRES)

ACTIVITY	WETLANDS	PRAIRIES	FORESTS	HABITATS	TOTAL
Restore	1,284	2,377	169	1,616	5,446
Protect in Fee with PILT	282	3,025	1,486	200	4,993
Protect in Fee without PILT	421	1,955	2,814	256	5,446
Protect in Easement	210	1,605	2,120	3,768	7,703
Enhance	7,823	99,422	8,009	2,376	117,630
TOTAL	10,020	108,384	14,598	8,216	141,218
PERCENT	7%	77%	10%	6%	

RESEOURCE TYPE (FUNDING)

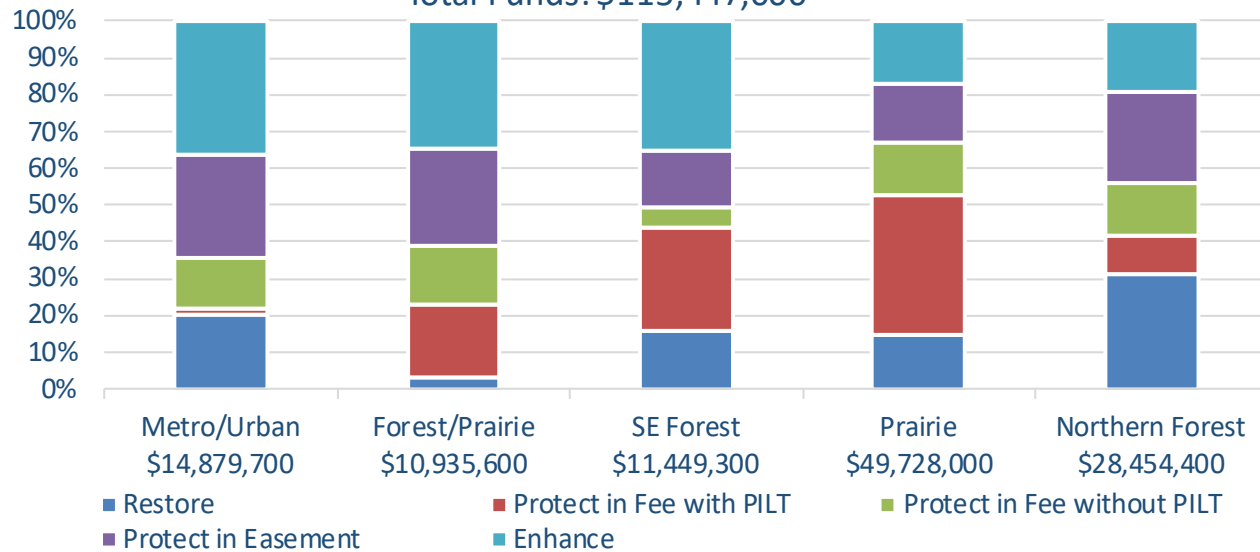
ACTIVITY	WETLANDS	PRAIRIES	FORESTS	HABITATS	TOTAL
Restore	\$4,242,700	\$2,517,800	\$1,500,700	\$13,008,100	\$21,269,300
Protect in Fee with PILT	\$2,460,100	\$18,748,700	\$4,967,500	\$1,520,000	\$27,696,300
Protect in Fee without PILT	\$1,881,000	\$8,301,900	\$3,593,800	\$1,609,000	\$15,385,700
Protect in Easement	\$1,095,000	\$6,488,300	\$4,160,000	\$11,997,300	\$23,740,600
Enhance	\$4,877,000	\$9,808,400	\$5,982,400	\$6,687,300	\$27,355,100
TOTAL	\$14,555,800	\$45,865,100	\$20,204,400	\$34,821,700	\$115,447,000
PERCENT	13%	40%	18%	30%	



	<i>Metro/ Urban</i> <i>3,948</i>	<i>Forest/Prairie</i> <i>42,489</i>	<i>SE Forest</i> <i>6,474</i>	<i>Prairie</i> <i>64,951</i>	<i>Northern Forest</i> <i>23,356</i>
<i>Restore</i>	308	295	1,517	2,022	1,304
<i>Protect in Fee w/ PILT</i>	63	465	835	2,730	900
<i>Protect in Fee w/OUT PILT</i>	450	552	150	1,578	2,716
<i>Protect in Easement</i>	701	988	1,065	2,191	2,758
<i>Enhance</i>	2,426	40,189	2,907	56,430	15,678

Distribution of Funds by Ecological Section

Total Funds: \$115,447,000



	<i>Metro/ Urban</i> <i>\$14,879,700</i>	<i>Forest/Prairie</i> <i>\$10,935,600</i>	<i>SE Forest</i> <i>\$11,449,300</i>	<i>Prairie</i> <i>\$49,728,000</i>	<i>Northern Forest</i> <i>\$28,454,400</i>
<i>Restore</i>	\$2,965,400	\$337,900	\$1,831,400	\$7,351,500	\$8,783,100
<i>Protect in Fee w/ PILT</i>	\$313,500	\$2,156,200	\$3,206,000	\$18,929,100	\$3,091,500
<i>Protect in Fee w/OUT PILT</i>	\$1,978,400	\$1,752,900	\$575,000	\$7,092,400	\$3,987,000
<i>Protect in Easement</i>	\$4,229,600	\$2,890,800	\$1,800,000	\$7,712,200	\$7,108,000
<i>Enhance</i>	\$5,392,800	\$3,797,800	\$4,036,900	\$8,642,800	\$5,484,800