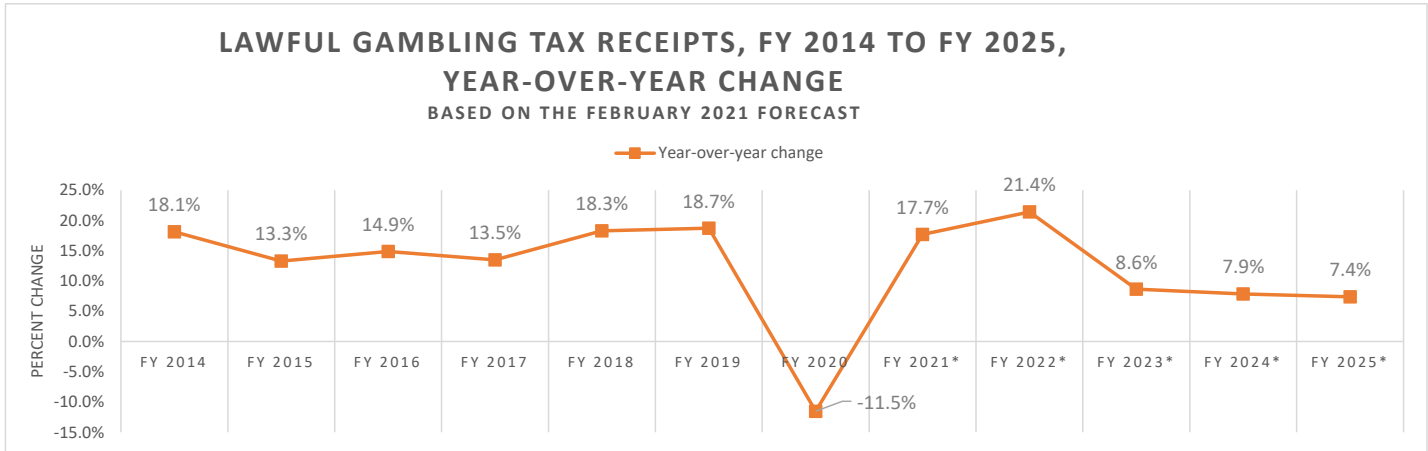
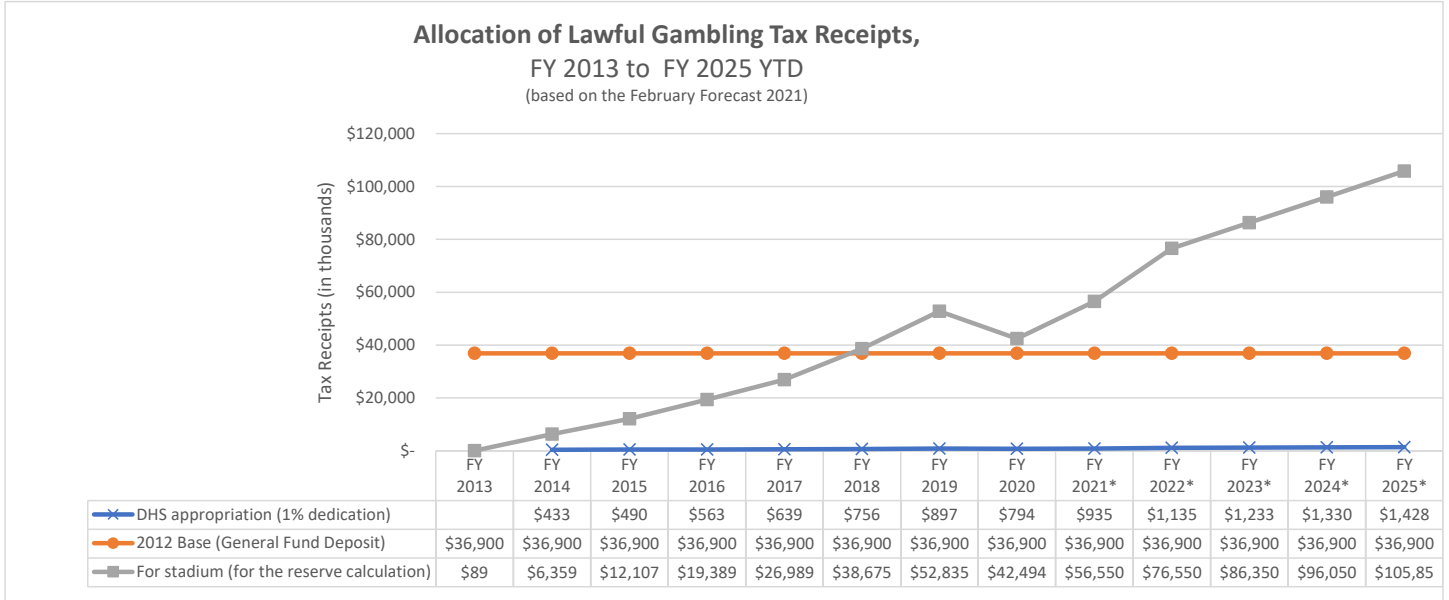


## Lawful Gambling Tax Receipt Detail



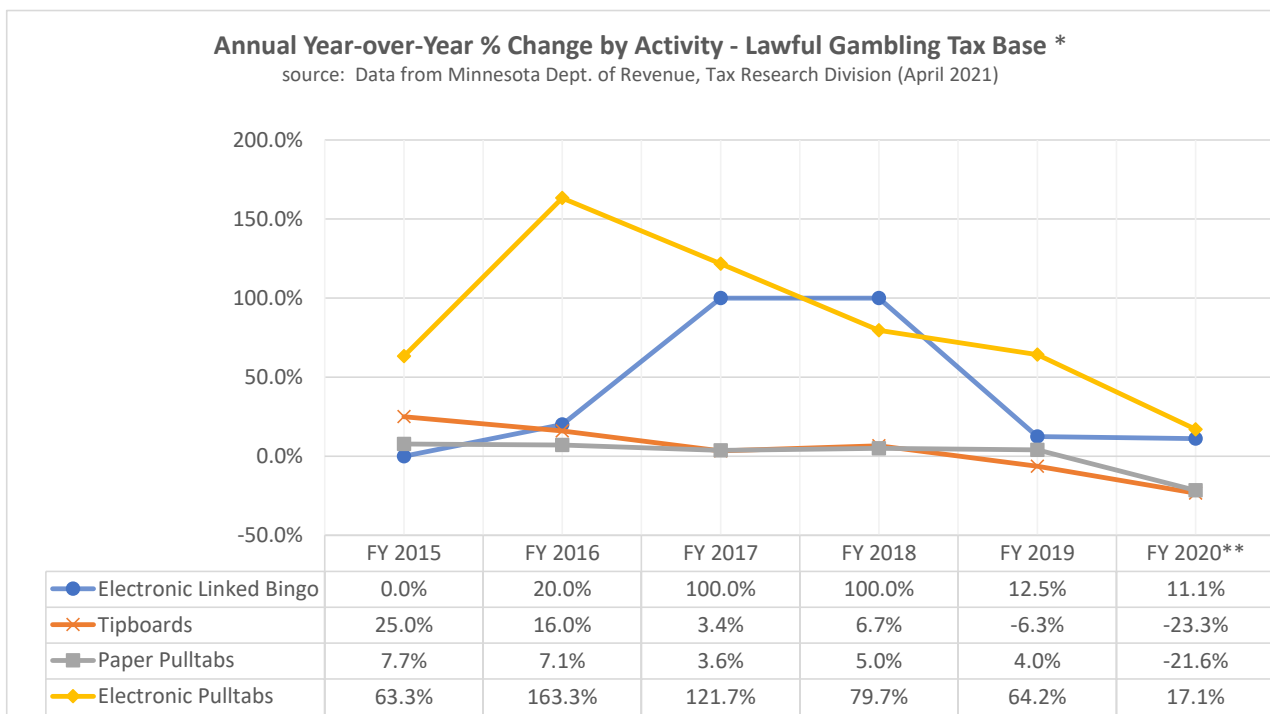
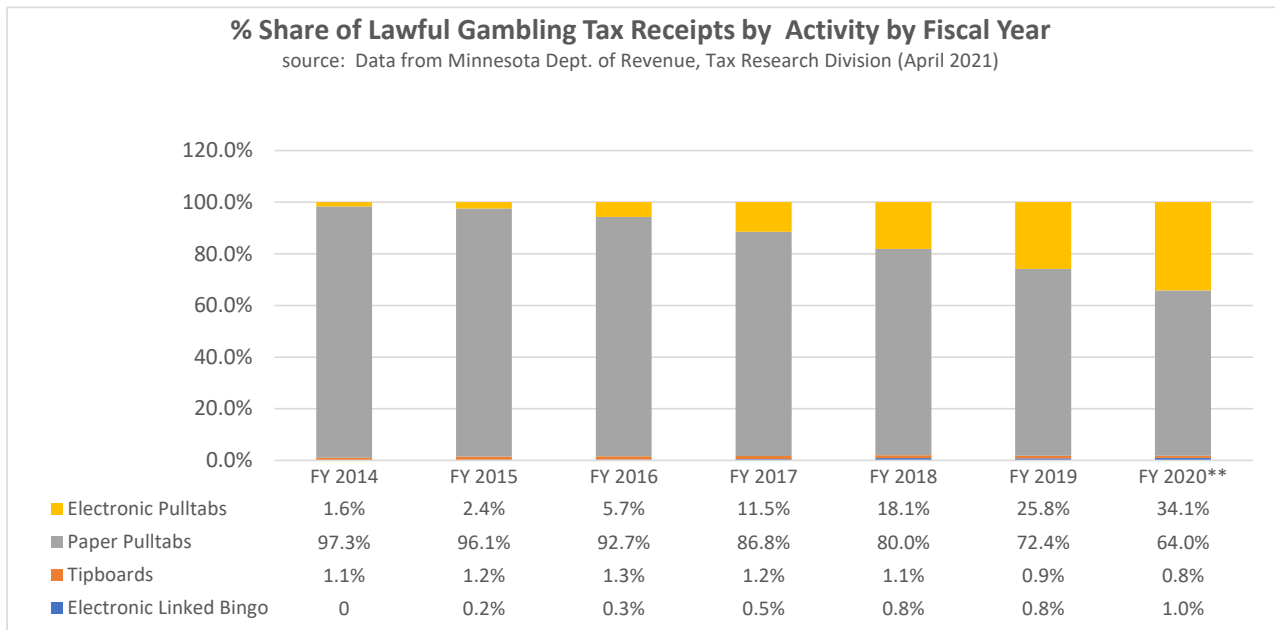
\* Forecasted estimated

**DATA TABLE**

Total

FY 2013	\$	36,989
FY 2014	\$	43,692
FY 2015	\$	49,497
FY 2016	\$	56,852
FY 2017	\$	64,528
FY 2018	\$	76,331
FY 2019	\$	90,632
FY 2020	\$	80,188
FY 2021*	\$	94,385
FY 2022*	\$	114,585
FY 2023*	\$	124,483
FY 2024*	\$	134,280
FY 2025*	\$	144,178

## Composition of Lawful Gambling Tax Receipts



\* Tax base is the same as net receipts. Net receipts is gross receipts minus prizes paid.

\*\* FY 2020 - Reflects 9 months of data due to closures/limits on bars and restaurants.

### DATA TABLE

Tax Base (net receipts)	FY 2014	FY 2015	FY 2016	FY 2017	FY 2018	FY 2019	FY 2020
Electronic Linked Bingo	NA	0.5	0.6	1.2	2.4	2.7	3
Tipboards	2	2.5	2.9	3	3.2	3	2.3
Paper Pulltabs	181	195	208.9	216.5	227.3	236.4	185.4
Electronic Pulltabs	3	4.9	12.9	28.6	51.4	84.4	98.8
<b>Total</b>	<b>186</b>	<b>202.9</b>	<b>225.3</b>	<b>249.3</b>	<b>284.3</b>	<b>326.5</b>	<b>289.5</b>