

Joint Committee
Agriculture Finance & Policy
Environment and Natural Resources Finance & Policy

Informational Hearing
Emerald Ash Borer Efforts in Minnesota
February 5, 2021

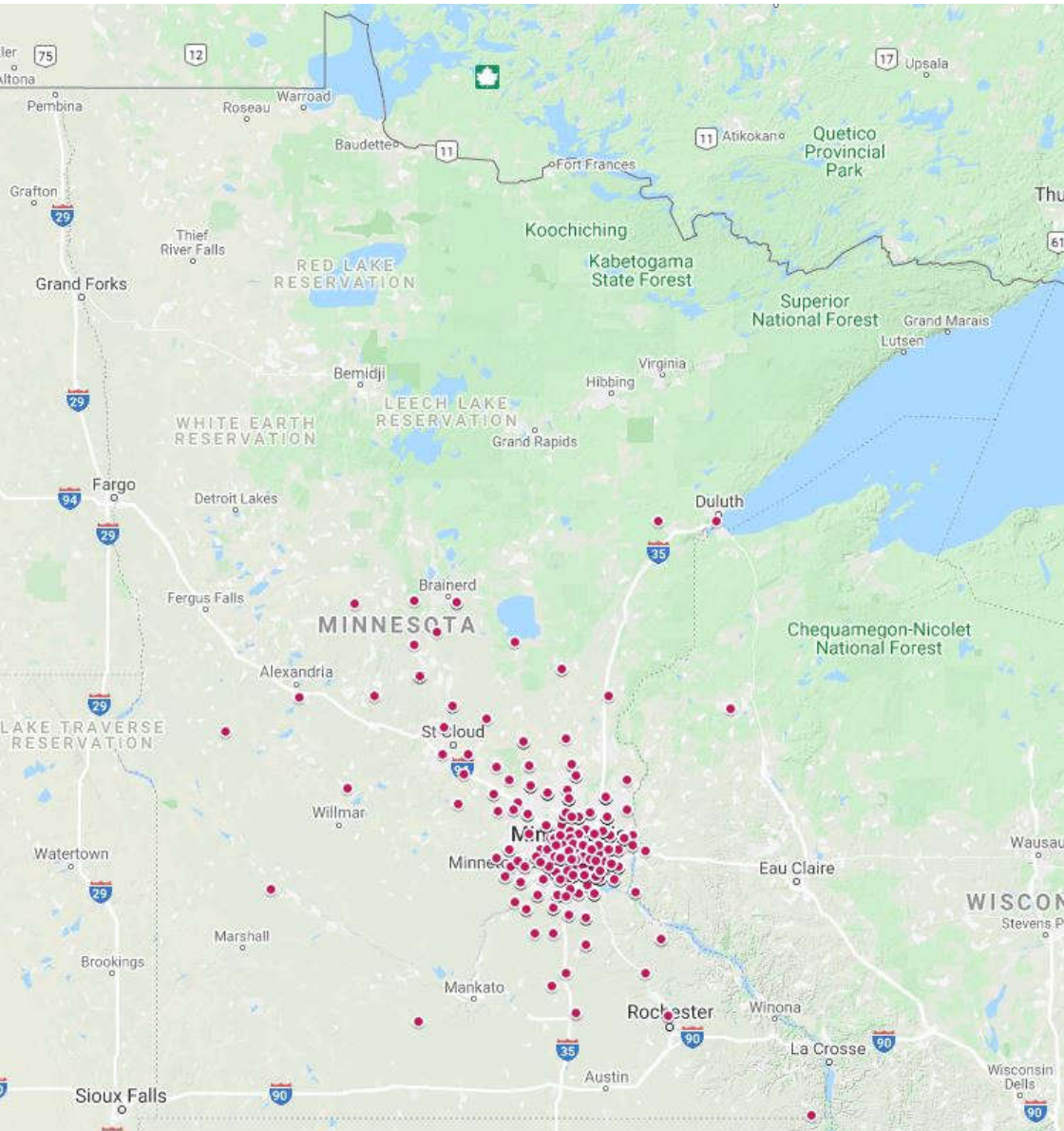






 **EVER-GREEN
ENERGY™**





Zip Codes of Businesses



Tree Waste Volumes Top Counties 2015 - 2020

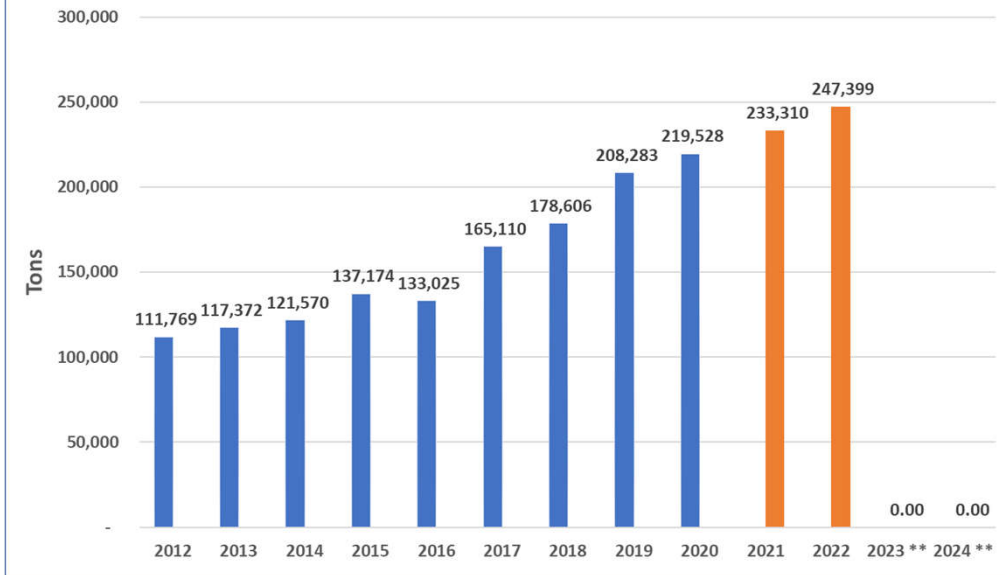
Source Location	Tree Waste (Tons)					
	2015	2016	2017	2018	2019	2020
Hennepin	48,026	49,346	50,292	54,890	67,320	58,894
Ramsey	19,712	22,550	32,098	29,920	33,308	35,354
Dakota	19,030	15,708	23,166	29,766	41,382	35,178
Washington	8,778	6,600	13,618	15,048	15,642	16,500
Anoka	6,622	2,640	2,706	3,278	8,954	16,258
Wright	2,464	5,984	5,390	21,362	5,764	7,612
Sherburne	-	154	594	176	550	6,666
Goodhue	3,454	5,698	2,970	8,580	5,500	4,862
Rice	3,740	3,608	2,354	2,376	6,578	4,246
Carver	3,388	2,420	352	7,150	1,870	3,982
Olmstead	11,308	5,830	5,324	10,252	726	3,542
Isanti	-	-	-	814	3,190	3,454
Chisago	1,782	3,058	6,358	1,078	4,334	2,992
Scott	2,244	880	8,668	3,234	2,552	1,848
Stearns	-	-	88	-	-	1,276
Kanabec	-	-	-	-	-	946
Mower	1,166	-	-	-	110	88
Aitkin	-	1,914	4,290	4,334	-	-
Dodge	682	-	462	1,386	-	-
Sibley	-	-	-	66	44	-
Steele	44	1,782	-	1,100	-	-
Wabasha	1,210	3,124	1,210	1,738	506	-
Small Chip Haulers (multiple counties)*	9,885	11,197	11,947	13,361	11,937	18,126
Raw Tree Waste delivered to wood recycling center (multiple counties) *	19,489	21,684	22,262	21,958	25,318	33,388
Total	163,024	164,177	194,150	231,868	235,585	255,212

Source Location	Total Equivalent 22 ton Semi-Truck Loads of Processed Wood Chips					
	2015	2016	2017	2018	2019	2020
Hennepin	2,183	2,243	2,286	2,495	3,060	2,677
Ramsey	896	1,025	1,459	1,360	1,514	1,607
Dakota	865	714	1,053	1,353	1,881	1,599
Washington	399	300	619	684	711	750
Anoka	301	120	123	149	407	739
Wright	112	272	245	971	262	346
Sherburne	-	7	27	8	25	303
Goodhue	157	259	135	390	250	221
Rice	170	164	107	108	299	193
Carver	154	110	16	325	85	181
Olmstead	514	265	242	466	33	161
Isanti	-	-	-	37	145	157
Chisago	81	139	289	49	197	136
Scott	102	40	394	147	116	84
Stearns	-	-	4	-	-	58
Kanabec	-	-	-	-	-	43
Mower	53	-	-	-	5	4
Aitkin	-	87	195	197	-	-
Dodge	31	-	21	63	-	-
Sibley	-	-	-	3	2	-
Steele	2	81	-	50	-	-
Wabasha	55	142	55	79	23	-
Small Chip Haulers (multiple counties)*	449	509	543	607	543	824
Raw Tree Waste delivered to wood recycling center (multiple counties) *	886	986	1,012	998	1,151	1,518
Total	7,410	7,463	8,825	10,539	10,708	11,601

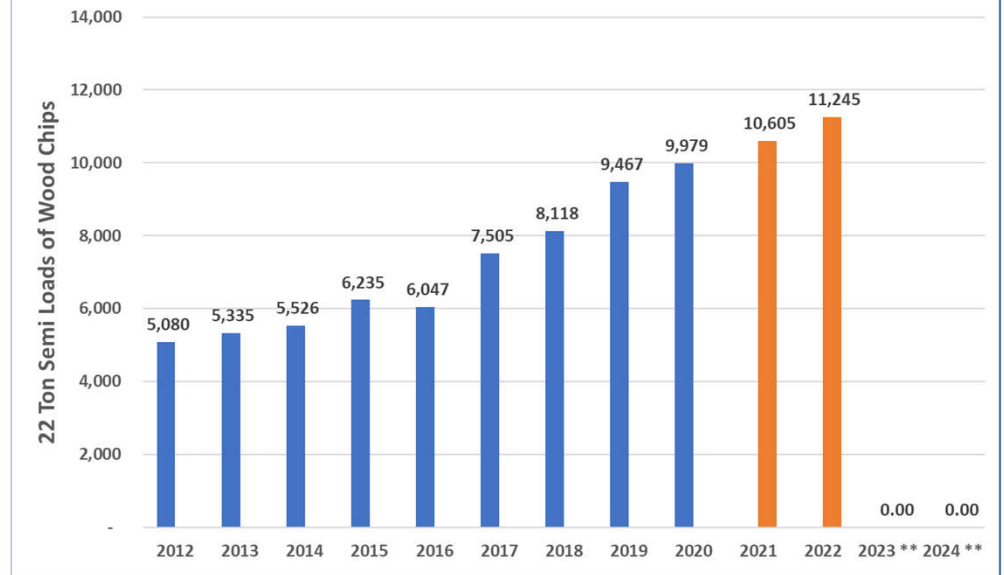
* Tree waste in the form of wood chips from small haulers and raw tree waste (brush and logs) sourced from multiple counties dropped off at the Pig's Eye Wood Recycler Center



7 County Metro Tree Waste Used as Biomass Fuel at St. Paul Cogeneration *



7 County Metro Tree Waste Used as Biomass Fuel at St. Paul Cogeneration *



* Includes small chip haulers, brush and logs delivered to the Pig's Eye Wood Recycling Center
 ** St. Paul Cogeneration's PPA terminates the end of 2022



Raw Tree Waste / Brush and Logs Delivered to Pigs Eye Wood Recycling Center

