



HENNEPIN COUNTY  
MINNESOTA



# Hennepin County Homeless Response

David Hewitt, Director, Housing Stability

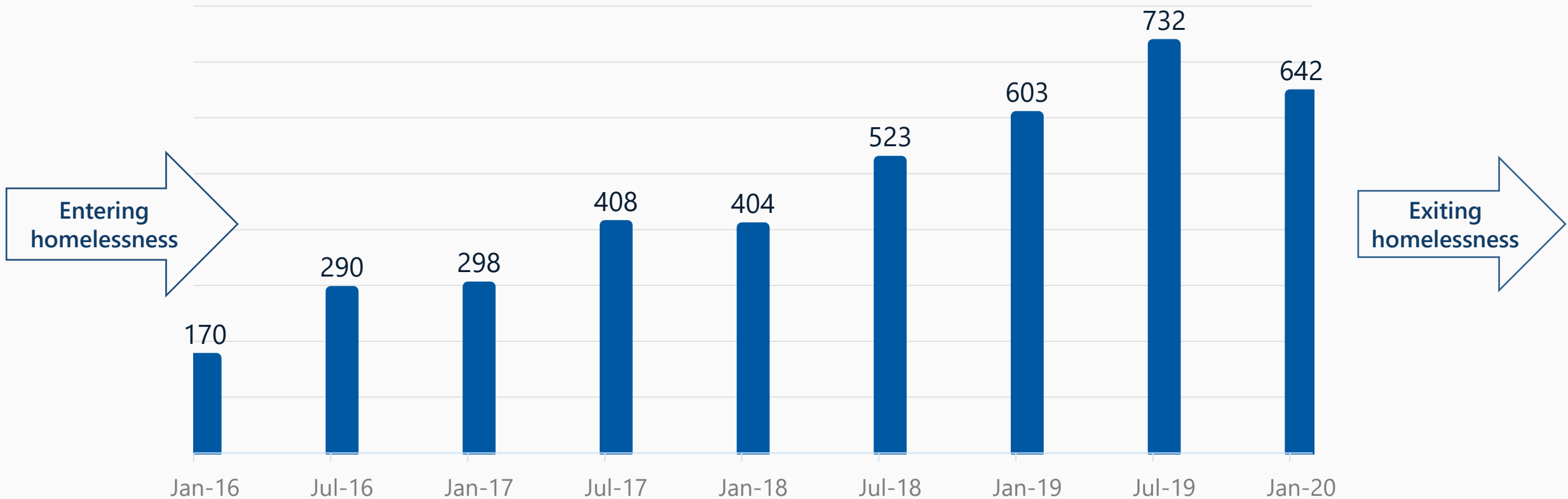
# Homelessness recovery needs: \$62.5m

<b>Operations</b>	<b>2023</b>	<b>2024</b>	<b>2025</b>	<b>2026</b>	<b>2027</b>
Avivo Village		\$2m	\$4.5m	\$4.5m	\$4.5m
AICDC Homeward Bound			\$2m	\$2m	\$2m
24/7 shelters			\$3m	\$3m	\$3m
Housing-focused case management			\$3m	\$3m	\$3m
Shelter diversion			\$1m	\$1m	\$1m

<b>Capital projects</b>	<b>2023</b>	<b>2024</b>	<b>2025</b>	<b>2026</b>	<b>2027</b>
Simpson Housing Services	\$10m				
Agate Housing and Services	\$5m	\$5m			

# Scope of unsheltered homelessness

Pre-pandemic changes to unsheltered count





# Investments to grow our impact

## Housing and homelessness

**\$26 million** in county funding to acquire hotel properties and repurpose as deeply affordable housing

**\$46 million** in county pandemic funding toward equitable housing recovery

**\$45.35 million** in county pandemic funding toward an equitable homeless recovery.

# Investing pandemic recovery funds to help people exit homelessness

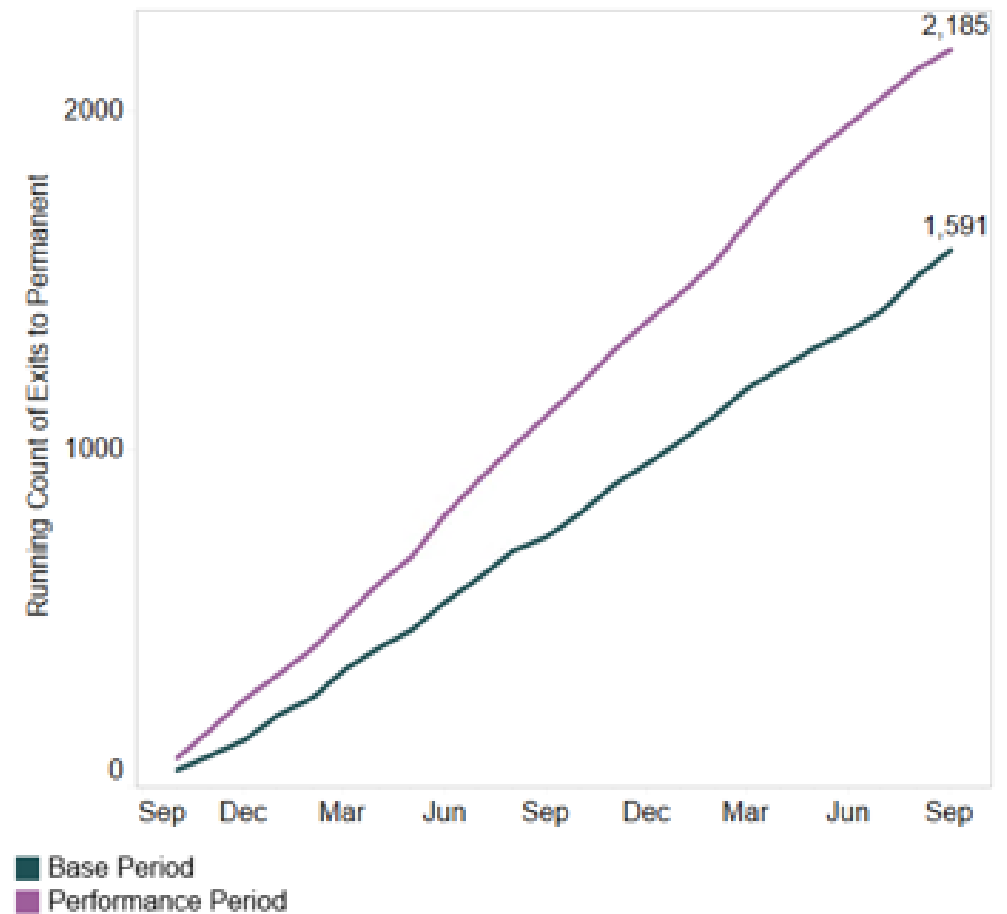


# Housing outcomes

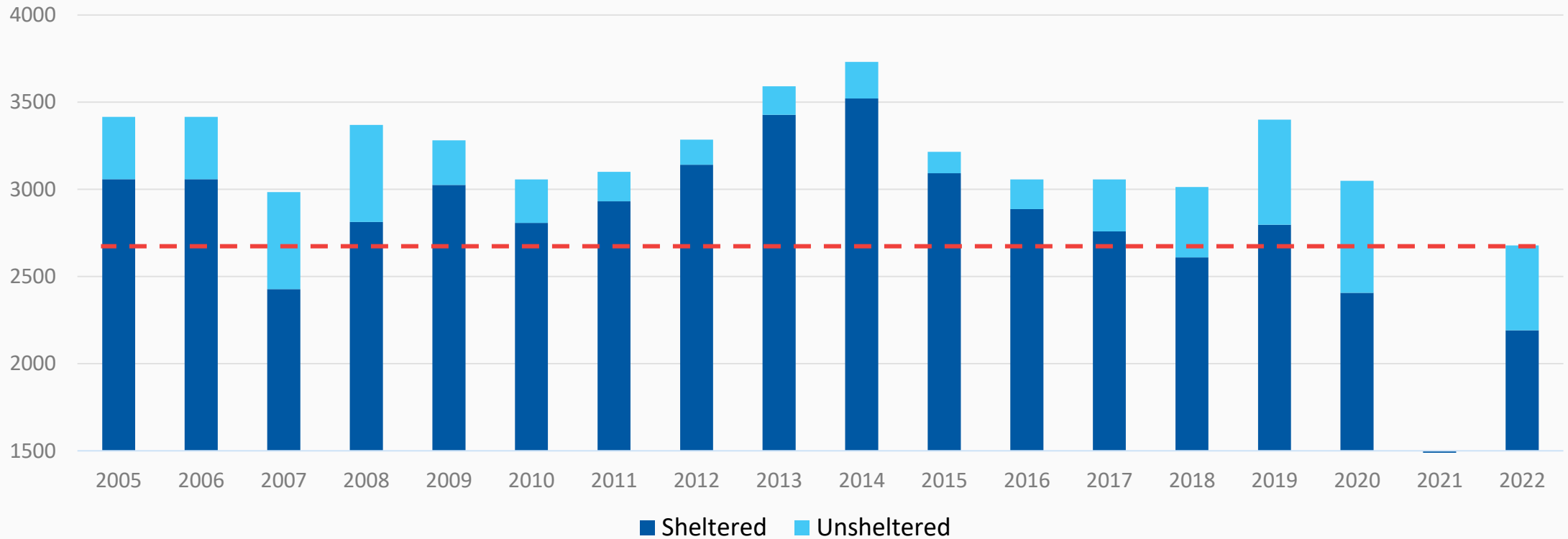
## Running Total of Permanent Housing Destinations

Household Type: Adult(s) Only, Project Type(s): Outreach, Shelter, Transitional & Rapid

All Exits During the Period



# Point in Time Count historic trend





# 2022 Point-In-Time comparisons

Continuum of Care	%unsh	%hless	Population	Unsheltered	Change from 2020	PIT total	Change from 2020
Alameda County / Oakland	0.42%	0.58%	1,682,353	7,135	13%	9,747	20%
Multnomah County / Portland	0.37%	0.64%	815,418	3,057	50%	5,228	25%
King County / Seattle	0.34%	0.59%	2,269,675	7,685	38%	13,368	14%
Travis County / Austin	0.17%	0.24%	1,290,188	2,238	42%	3,157	26%
Hennepin County / Minneapolis	0.04%	0.21%	1,281,565	487	-24%	2,678	-12%
Boston	0.02%	0.66%	675,647	119	-12%	4,439	-28%
Milwaukee County	0.00%	0.09%	939,489	18	-79%	832	-14%

# Celebrating housing

