

About PLAYWRIGHTS' CENTER

PLAYWRIGHTS' CENTER sustains, develops, and advocates for playwrights and their work to realize their full artistic potential.

Founded in **1971**
by six University
of Minnesota
students

Established a home
at the former Olivet
Lutheran church on
Franklin avenue in
Minneapolis in **1979**



50 YEARS OF GROWTH

1971
Playwrights' Center founded by six U of MN students of Dr. Charles Nolte

1970s
Playwrights' Center purchased current home at Olivet Church in Minneapolis; first Jerome fellowships; membership program begins

1980s
First PlayLabs festival; first McKnight fellowships; first Playwrights' Center play produced on Broadway

1990s
Development and growth of Many Voices fellowships

2000s
New Plays on Campus begins

2010s
Ruth Easton New Play Series begins as the Center launches its first public season; Playwrights' Center reaches its 20th International playwright residency

2015
Playwrights' Center launched The Regulars program, connecting playwrights with 100 producing theater partners across the country

2017
Playwrights' Center Membership exceeds 2,000 playwrights

2019
Playwrights' Center reaches purchase agreement for property in the Creative Enterprise Zone in Saint Paul

2020
Playwrights' Center takes possession of the new property at 710 Raymond Avenue

2022
50th Anniversary of Playwrights' Center

2023
Renovation of new Playwrights' Center begins

2024
Playwrights' Center's new home opens

OUR NEXT 50 YEARS

A new generation of equitable storytelling begins...

PLAYWRIGHTS' CENTER

A DOZEN YEARS OF ACCELERATED GROWTH

The Playwrights' Center started in 1971 as a group of six writers coming together to support each other professionally. In the last twelve years, demand for the Center's work has exploded. The number of writers we support has grown by nearly 225%!



THEN AND NOW

	2009	2023
Members	700	2,400
New Plays On Campus Colleges and University Partners	8	55
Plays Developed Annually	45	75
Fellowship Applications	261	557

CAPACITY CAMPAIGN SOURCES

Fundraising To Date	Amount
Private Funding (Foundations, Corporations & Individuals)	\$4,250,000
Government	\$4,150,000
2020 Bond Allocation, State of Minnesota	\$850,000
Subtotal	\$9,250,000
To Be Secured	Amount
Private Funding (Foundations, Corporations & Individuals)	\$4,133,900
<i>2023 Bond Request, State of Minnesota</i>	\$5,650,000
Subtotal	\$9,783,900
TOTAL	\$19,033,900

CAPACITY CAMPAIGN USES

Building and Land	\$1,442,100
Construction	\$14,572,000
Project Development	\$3,019,800
TOTAL	\$19,033,900



- A multi-use 150-seat theater
- Adaptable writing rooms
- Flexible rehearsal studios
- Technology-enabled classrooms
- Community gathering spaces

Project highlights

710 Raymond



Greater equity for artists

A place where marginalized voices are heard and thrive

Broader change in the theater
Influence societal narratives to secure a more equitable future for all

A space centered in community offering resources for all regardless of economic status



How we've grown in the last ten years

From **500** to **2,400+** members

With Augsburg University,
launched a one-of-a-kind
partnership between a writing
center and a university

From **50** plays developed
each year to **75**

Built meaningful relationships
with **125** Producing Theaters
around the globe

Since the start of the pandemic, the Center responded swiftly to the needs of our community:

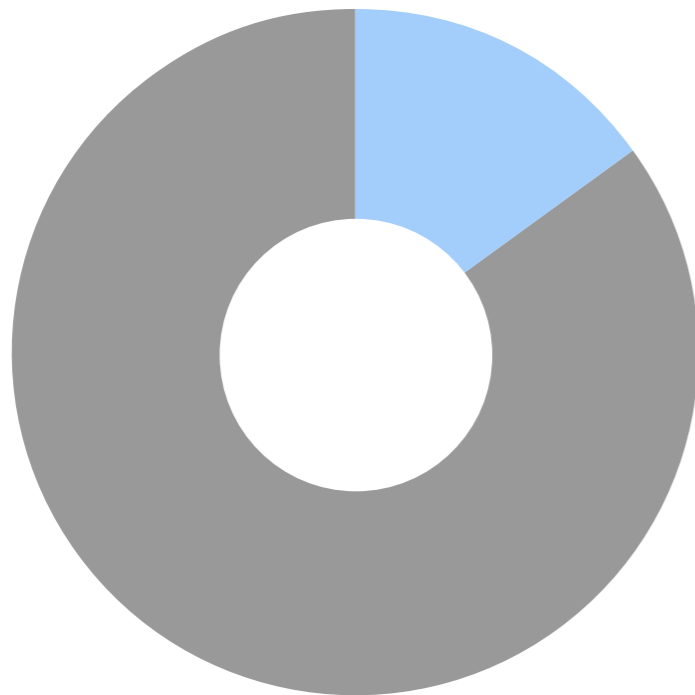
Responding to the **moment**

- Created 350 jobs
- Hosted more than 150 online events for artists and the public
- Commissioned 55 Black MN artists to share their stories as part of an online anthology
- Welcomed more than 5,000 audience members
- Increased access with an ongoing commitment to offering public programming in-person and virtually

Playwrights Getting Produced in the U.S. by Race

National Breakout*

- Person of Color 15.1%
- White 84.9%



Playwrights' Center Breakout**

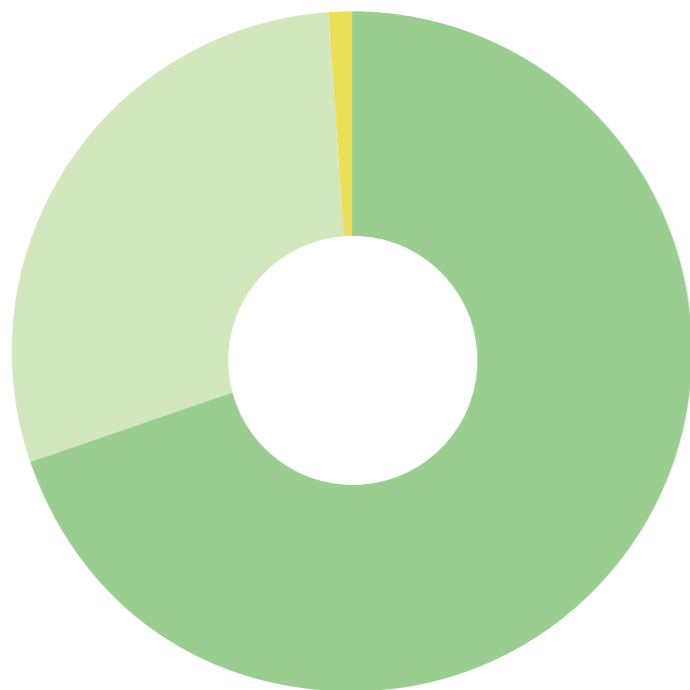
- Asian / Pacific Islander 6.3%
- Black 27.6%
- Latinx 12.5%
- Indigenous 2.0%
- White 52.1%



Playwrights Getting Produced in the U.S. by Gender

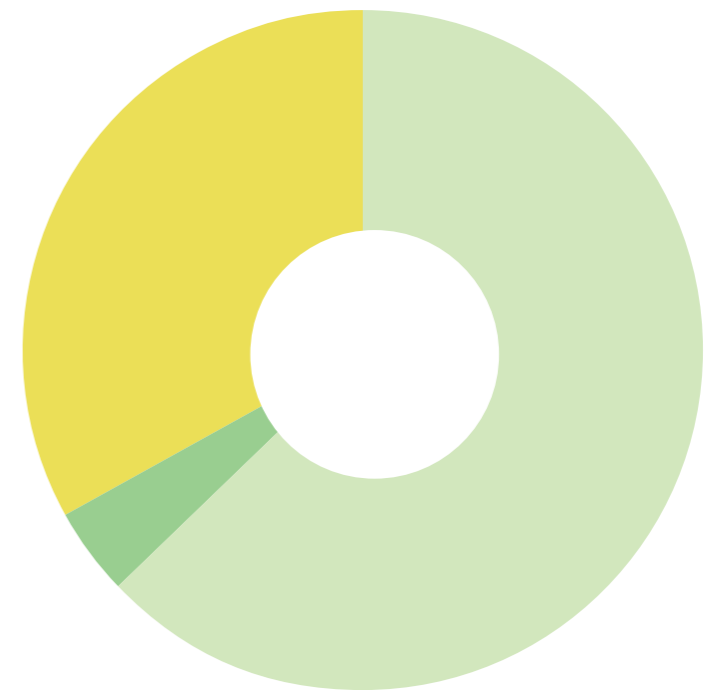
National Breakout*

- Female 28.8%
- Male 70.8%
- Other 0.8%



Playwrights' Center Breakout**

- Female 62.5%
- Male 33.3%
- Other 4.2%



*Statistical data from The Dramatist Guild's The Count 2.0 Report representing unique playwrights <https://www.dramatistsguild.com/advocacy/the-count>

**Representing unique playwrights receiving workshops/reading of plays during the 2019-20 season