

EXAMPLES OF MN STUDENTS' INEQUITABLE ACCESS TO DIVERSE TEACHERS: THE SEVERE SHORTAGE OF TEACHERS OF COLOR IN 2021 EDUCATION POLICY COMMITTEE MEMBERS' SCHOOL DISTRICTS

(Source: <https://rc.education.mn.gov/#staffing>)

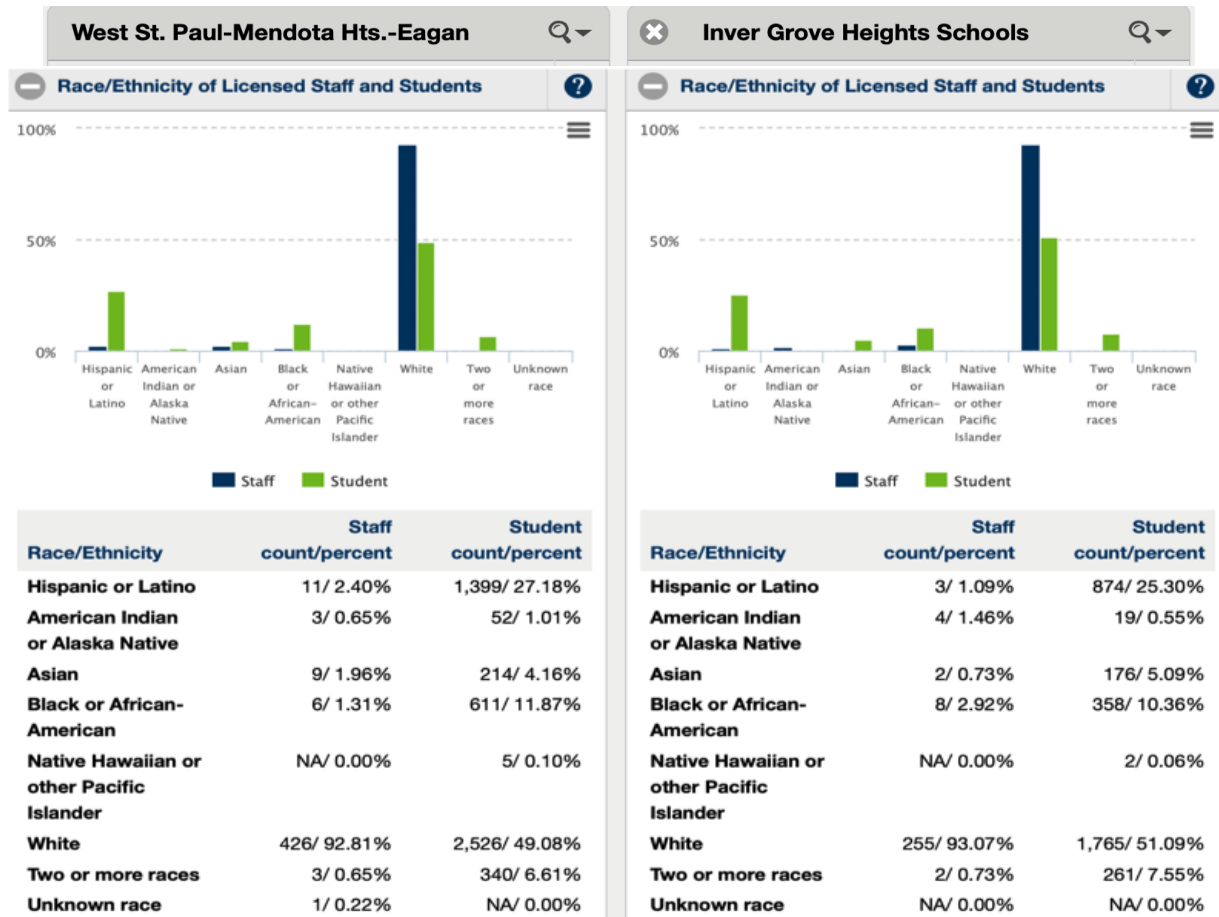
House Education Policy Committee Members		Most Diverse School District within Representatives' Legislative Districts	% Students of Color	% Licensed Staff of Color
Chair: Rep. Richardson	DFL	West St. Paul-Mendota Hts. -Eagan	51%	7%
Vice Chair: Rep. Hassan	DFL	Minneapolis Public School District	63%	17%
Republican Lead: Erickson	R	Onamia Public School District	60%	0%
Rep. Bennett	R	Austin Public School District	52%	0.7%
Rep. Berg	DFL	Burnsville Public School District	64%	6%
Rep. Boe	R	Eastern Carver County Public School	24%	4%
Rep. Christensen	DFL	North St. Paul-Maplewood Oakdale Public School District	66%	9%
Rep. Draskowski	R	Faribault Public School District	57%	2%
Rep. Edelson	DFL	Richfield Public School District	72%	15%
Rep. Feist	DFL	Columbia Heights Public School District	83%	8%
Rep. Frazier	DFL	Robbinsdale Public School District	63%	8%
Rep. Jordan	DFL	Minneapolis Public School District	63%	17%
Rep. Keeler	DFL	Moorhead Public School District	30%	4%
Rep. Moller	DFL	Roseville Public School District	58%	14%
Rep. Mueller	R	Austin Public School District	52%	0.7%
Rep. Poston	R	Long Prairie-Grey Eagle School District	52%	8%
Rep. Scott	R	Anoka-Hennepin Public School District	36%	3%
Rep. Urdahl	R	Glencoe-Silver Lake School District	24%	0%
Rep. Wazlawik	DFL	Mounds View Public Schools	38%	6%



EXAMPLES OF MN STUDENTS' INEQUITABLE ACCESS TO DIVERSE TEACHERS: THE SEVERE SHORTAGE OF TEACHERS OF COLOR IN 2021 EDUCATION POLICY COMMITTEE MEMBERS' SCHOOL DISTRICTS

(Source: <https://rc.education.mn.gov/#staffing>)

[Rep. Ruth Richardson, Chair](#) (District 52B, Democrat)



Students of Color = 2,621 (51%)
Licensed Staff of Color = 32 (7%)
 Total District Licensed Staff = 459

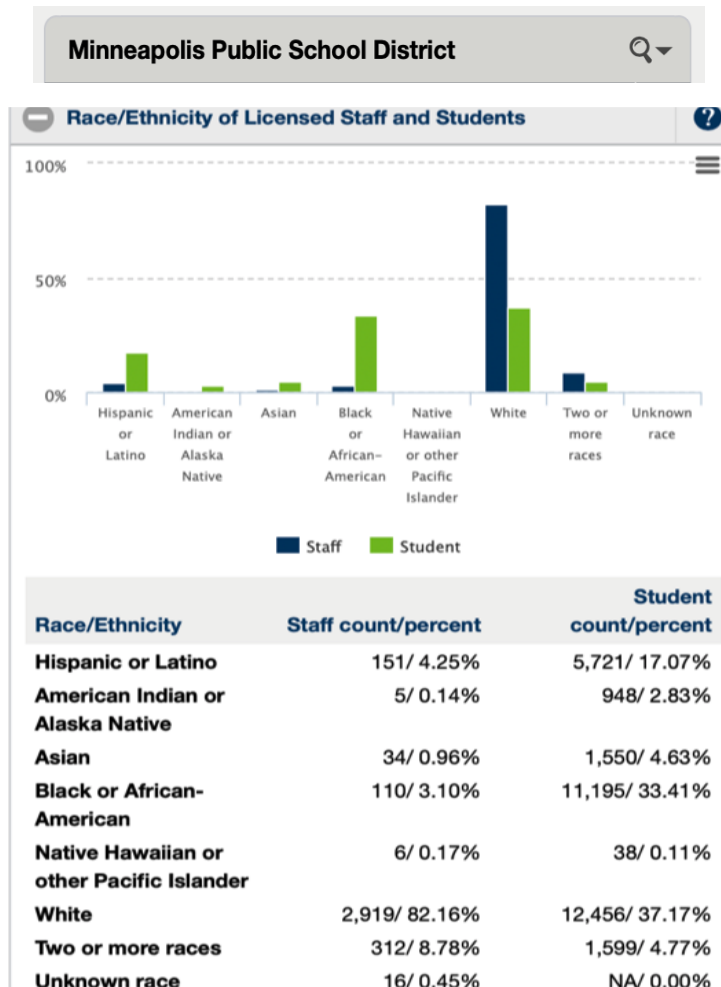
Students of Color = 1,690 (49%)
Licensed Staff of Color = 19 (7%)
 Total District Licensed Staff = 274



EXAMPLES OF MN STUDENTS' INEQUITABLE ACCESS TO DIVERSE TEACHERS: THE SEVERE SHORTAGE OF TEACHERS OF COLOR IN 2021 EDUCATION POLICY COMMITTEE MEMBERS' SCHOOL DISTRICTS

(Source: <https://rc.education.mn.gov/#staffing>)

Rep. Hodan Hassan, Vice Chair (District 62A, Democrat)



Students of Color = 21,051 (63%)

Licensed Staff of Color = 618 (17%)

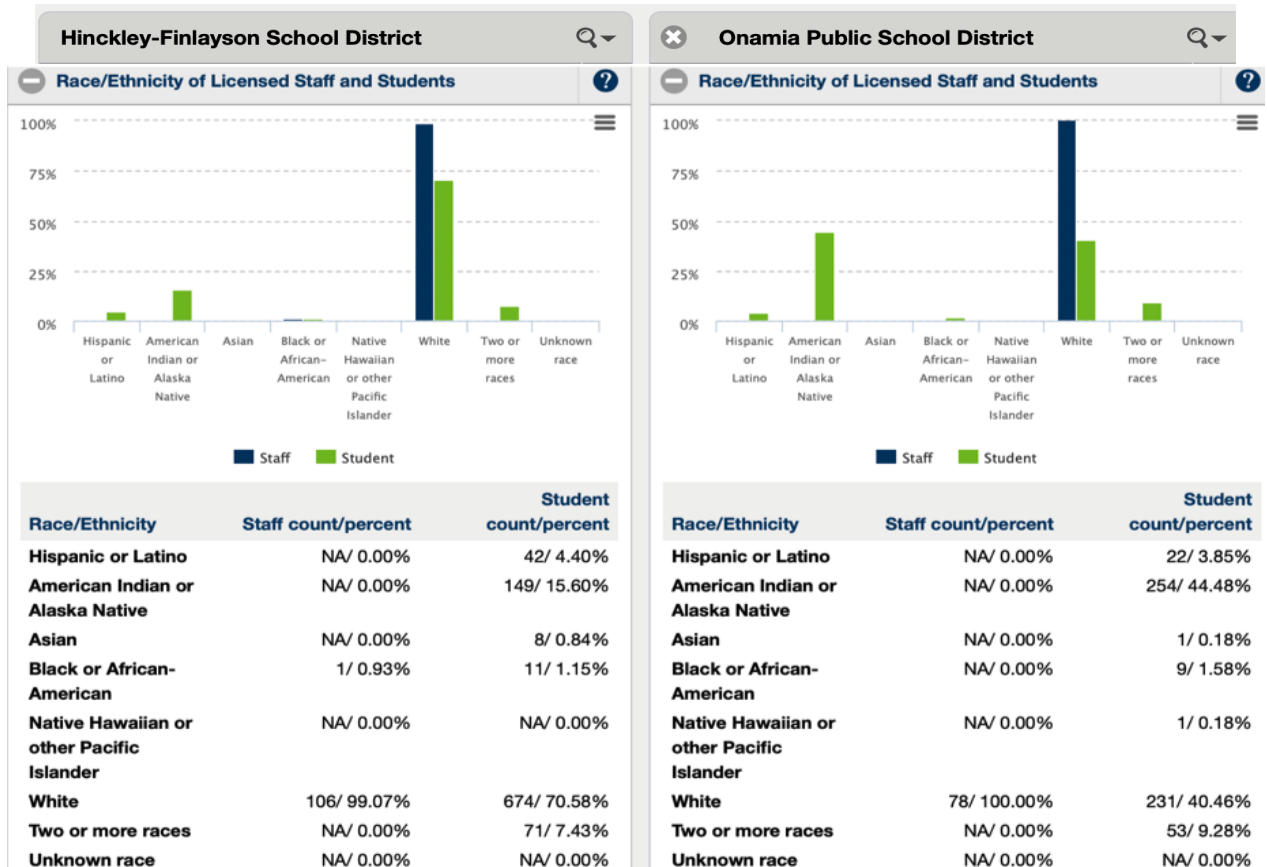
Total District Licensed Staff = 3,553



EXAMPLES OF MN STUDENTS' INEQUITABLE ACCESS TO DIVERSE TEACHERS: THE SEVERE SHORTAGE OF TEACHERS OF COLOR IN 2021 EDUCATION POLICY COMMITTEE MEMBERS' SCHOOL DISTRICTS

(Source: <https://rc.education.mn.gov/#staffing>)

Rep. Sondra Erickson (District 15A, Republican)



Students of Color = 281 (29%)
Licensed Staff of Color = 1 (0.93%)
 Total District Licensed Staff = 107

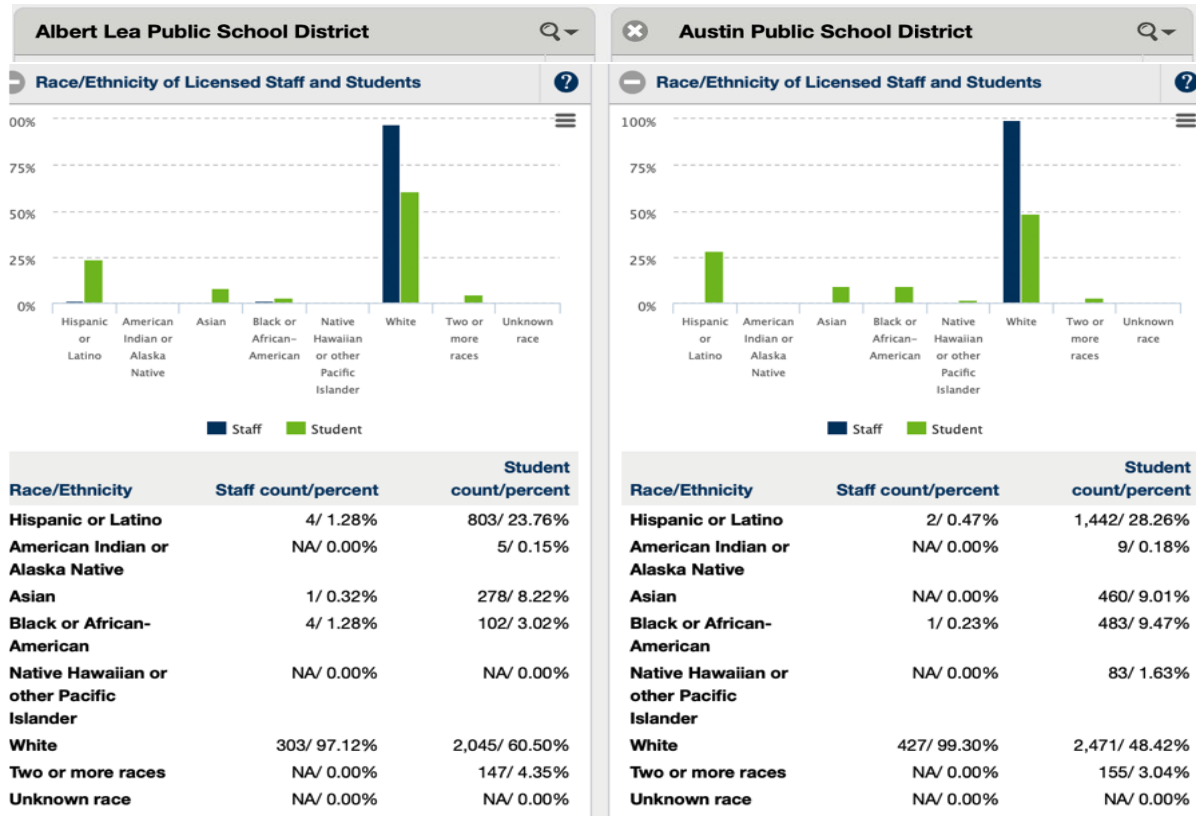
Students of Color = 340 (60%)
Licensed Staff of Color = 0 (0%)
 Total District Licensed Staff = 78



EXAMPLES OF MN STUDENTS' INEQUITABLE ACCESS TO DIVERSE TEACHERS: THE SEVERE SHORTAGE OF TEACHERS OF COLOR IN 2021 EDUCATION POLICY COMMITTEE MEMBERS' SCHOOL DISTRICTS

(Source: <https://rc.education.mn.gov/#staffing>)

Rep. Peggy Bennett (District 27A, Republican)



Students of Color = 1,335 (40%)
Licensed Staff of Color = 9 (3%)
 Total District Licensed Staff = 312

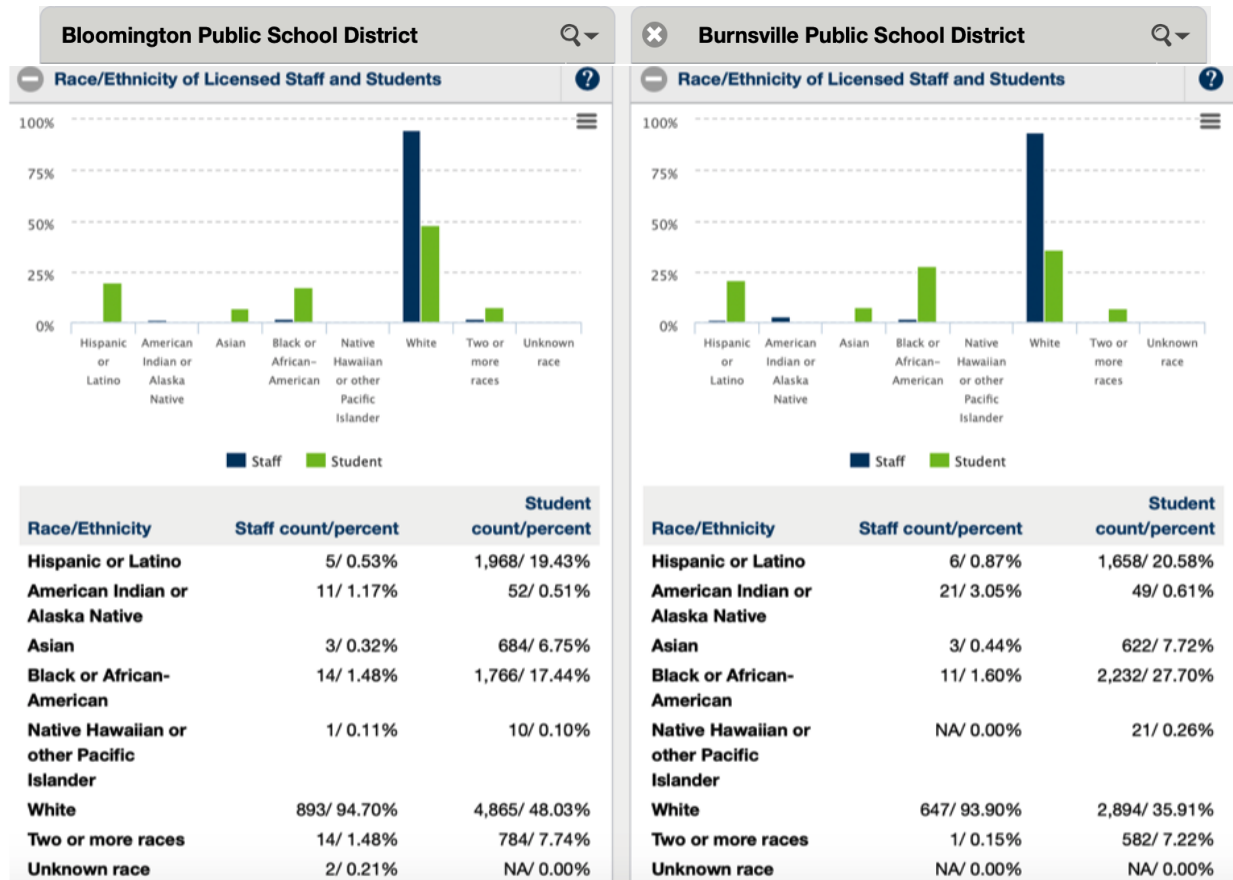
Students of Color = 2,632 (52%)
Licensed Staff of Color = 3 (0.7%)
 Total District Licensed Staff = 430



EXAMPLES OF MN STUDENTS' INEQUITABLE ACCESS TO DIVERSE TEACHERS: THE SEVERE SHORTAGE OF TEACHERS OF COLOR IN 2021 EDUCATION POLICY COMMITTEE MEMBERS' SCHOOL DISTRICTS

(Source: <https://rc.education.mn.gov/#staffing>)

Rep. Kaela Berg (District 56A, Democrat)



Students of Color = 5,264 (52%)
Licensed Staff of Color = 48 (5%)
 Total District Licensed Staff = 943

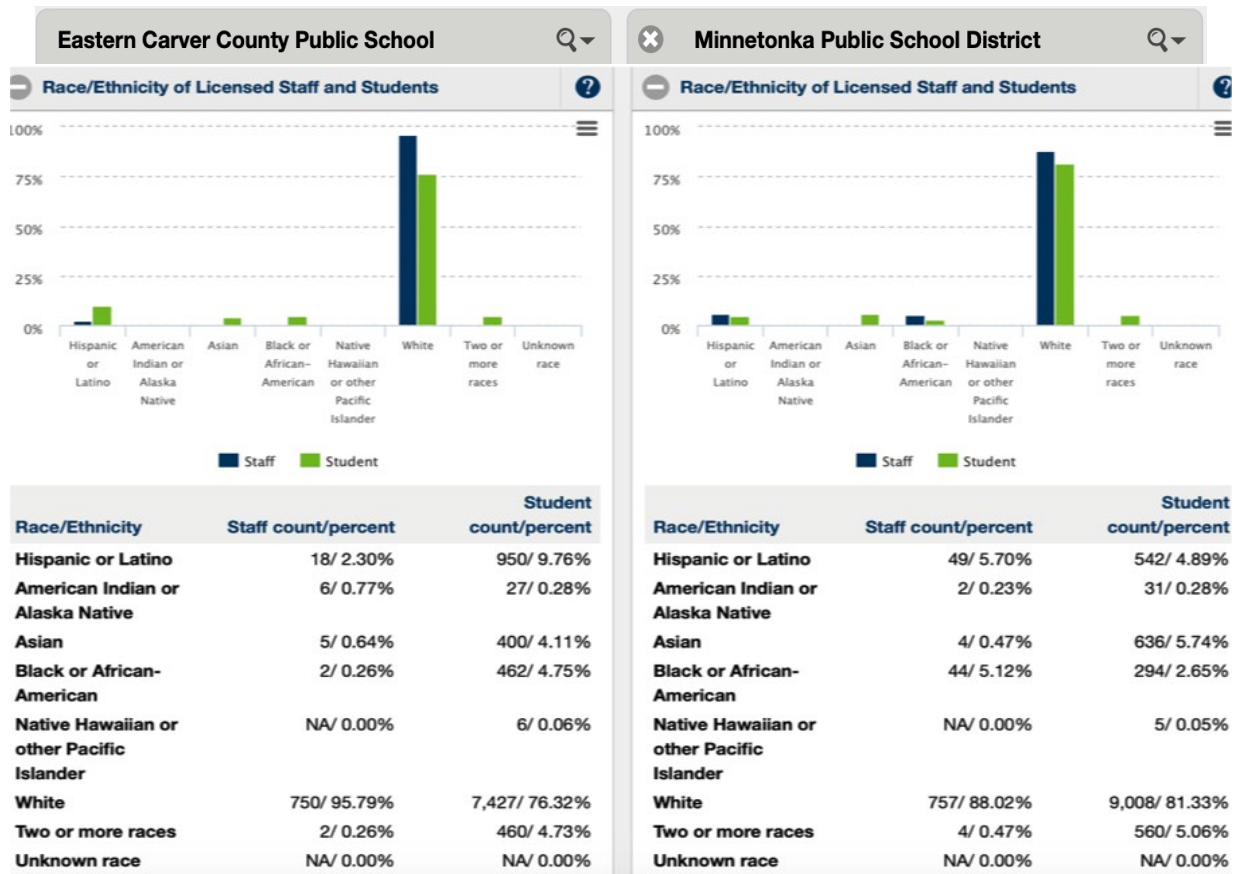
Students of Color = 5,164 (64%)
Licensed Staff of Color = 42 (6%)
 Total District Licensed Staff = 689



EXAMPLES OF MN STUDENTS' INEQUITABLE ACCESS TO DIVERSE TEACHERS: THE SEVERE SHORTAGE OF TEACHERS OF COLOR IN 2021 EDUCATION POLICY COMMITTEE MEMBERS' SCHOOL DISTRICTS

(Source: <https://rc.education.mn.gov/#staffing>)

Rep. Greg Boe (District 47B, Republican)



Students of Color = 2,305 (24%)
Licensed Staff of Color = 33 (4%)
 Total District Licensed Staff = 783

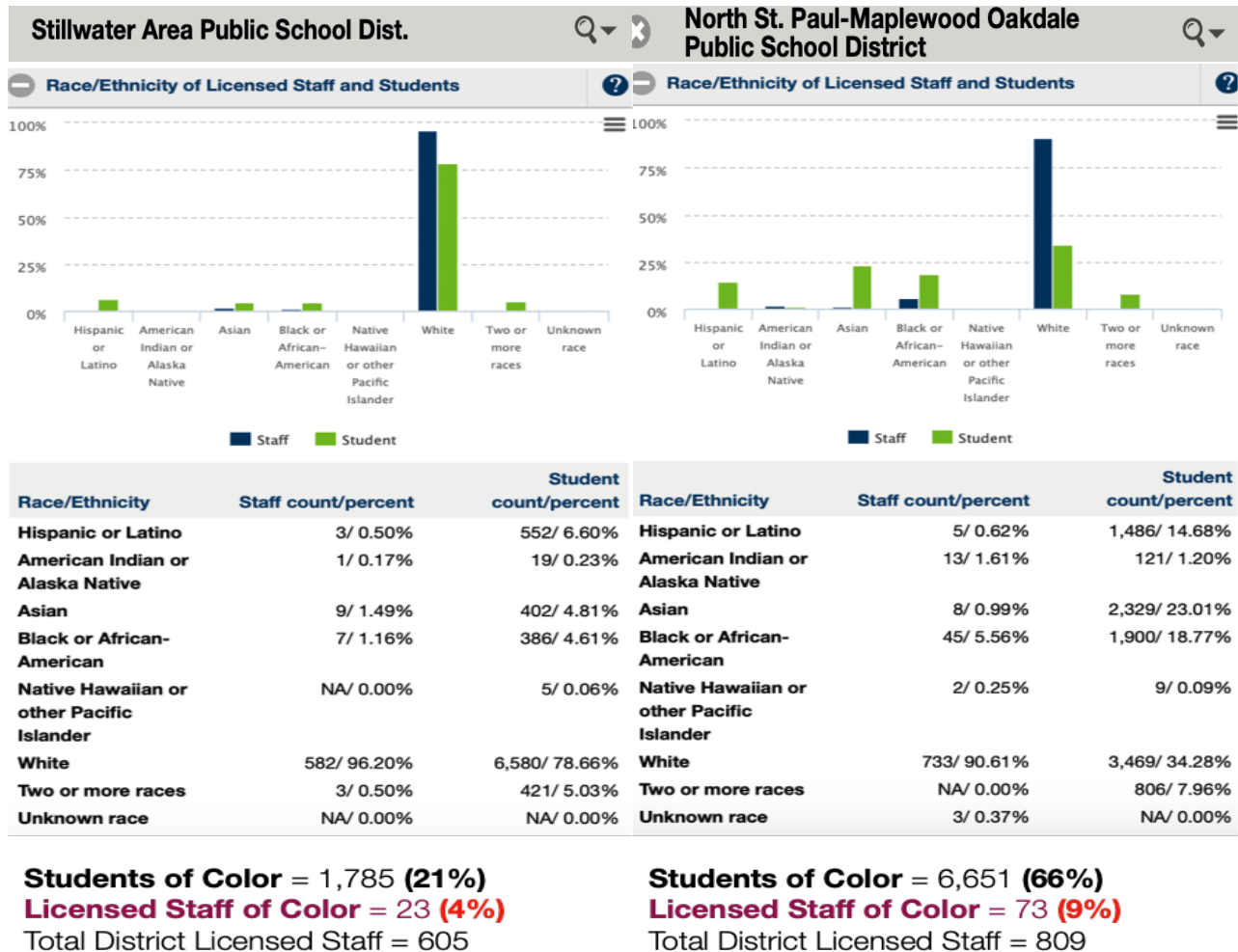
Students of Color = 2,068 (19%)
Licensed Staff of Color = 103 (12%)
 Total District Licensed Staff = 860



EXAMPLES OF MN STUDENTS' INEQUITABLE ACCESS TO DIVERSE TEACHERS: THE SEVERE SHORTAGE OF TEACHERS OF COLOR IN 2021 EDUCATION POLICY COMMITTEE MEMBERS' SCHOOL DISTRICTS

(Source: <https://rc.education.mn.gov/#staffing>)

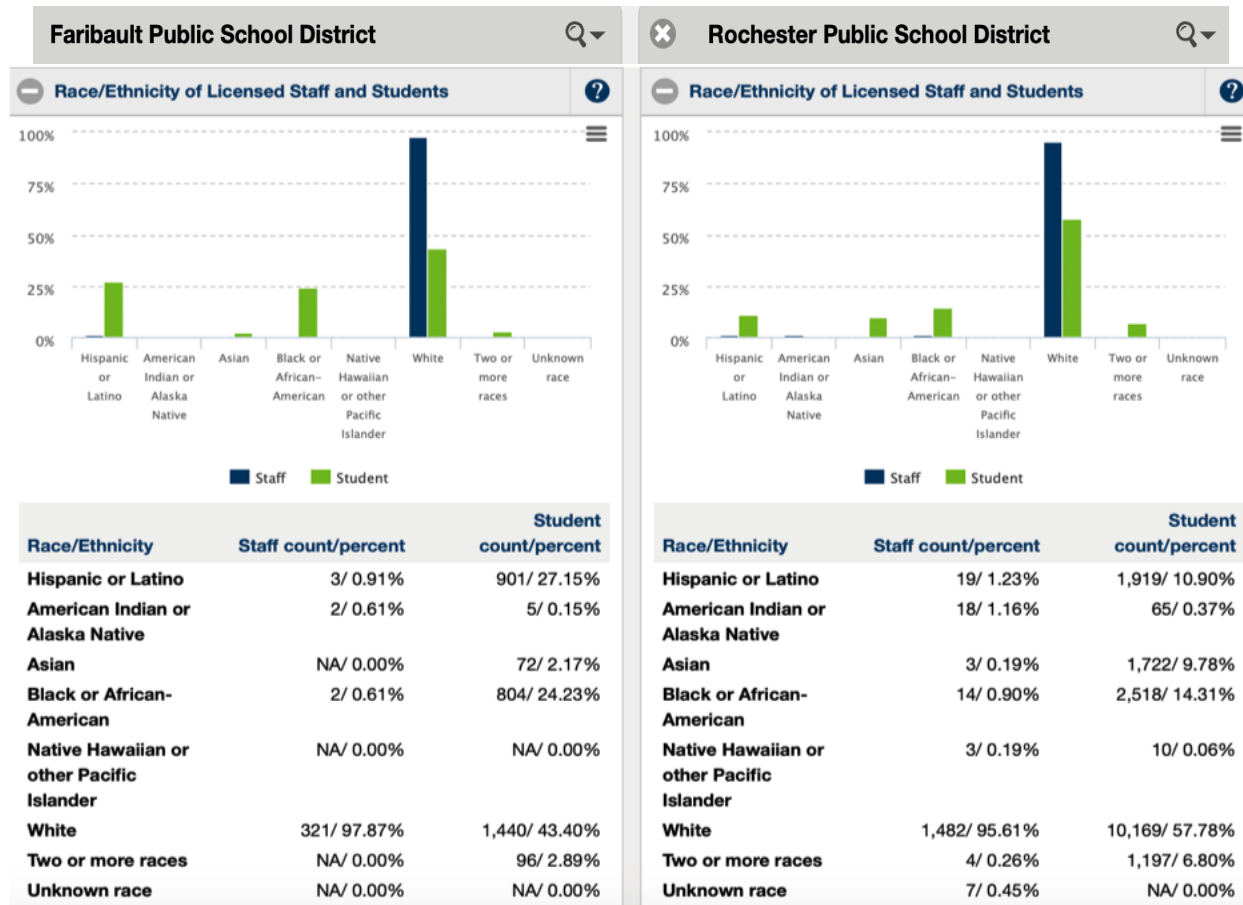
Rep. Michelle (Shelly) Christensen (District 39B, Democrat)



EXAMPLES OF MN STUDENTS' INEQUITABLE ACCESS TO DIVERSE TEACHERS: THE SEVERE SHORTAGE OF TEACHERS OF COLOR IN 2021 EDUCATION POLICY COMMITTEE MEMBERS' SCHOOL DISTRICTS

(Source: <https://rc.education.mn.gov/#staffing>)

Re. Steve Drazkowski (District 21B, Republican)



Students of Color = 1,878 (57%)
Licensed Staff of Color = 7 (2%)
 Total District Licensed Staff = 328

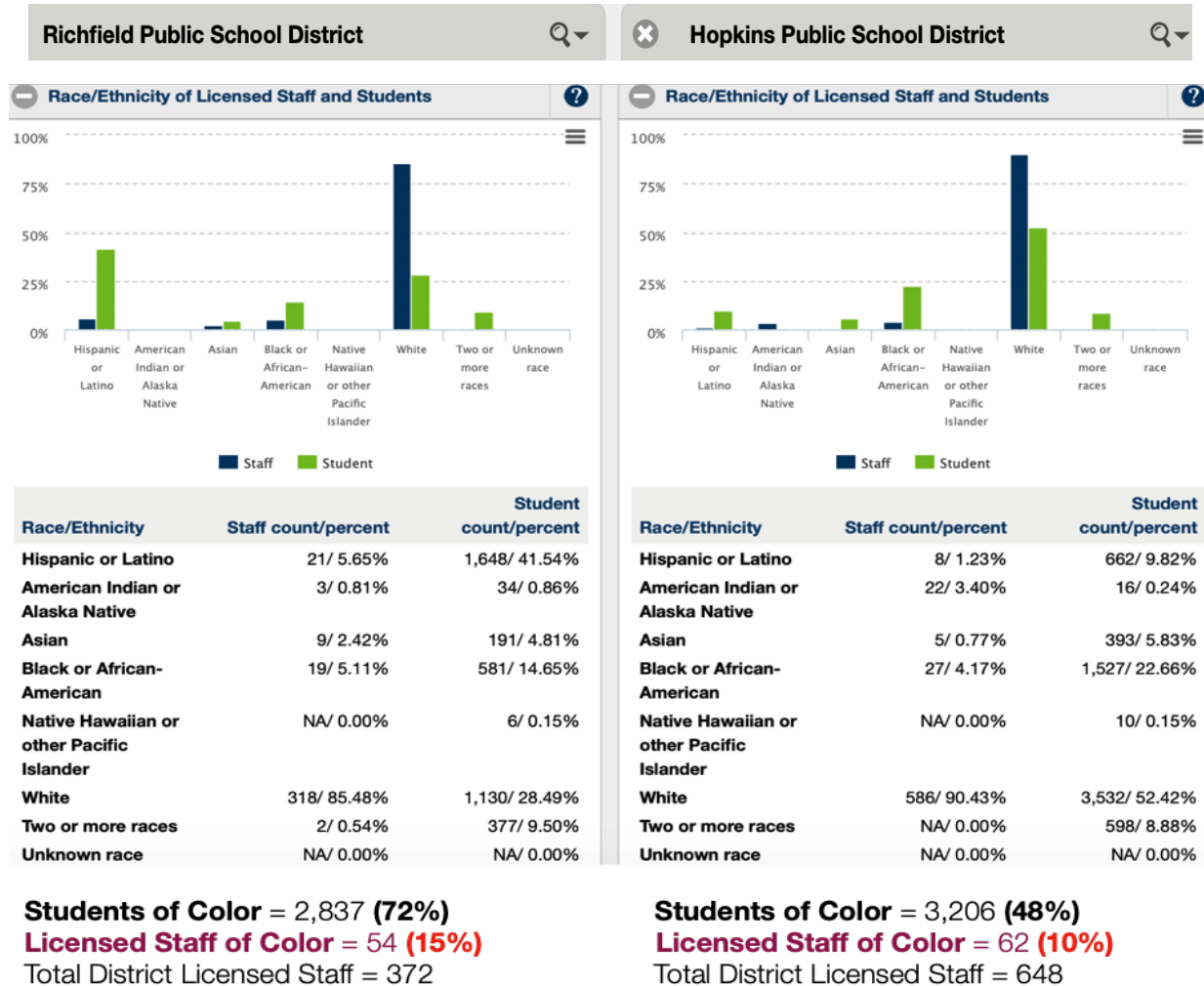
Students of Color = 7,421 (42%)
Licensed Staff of Color = 61 (4%)
 Total District Licensed Staff = 1,550



EXAMPLES OF MN STUDENTS' INEQUITABLE ACCESS TO DIVERSE TEACHERS: THE SEVERE SHORTAGE OF TEACHERS OF COLOR IN 2021 EDUCATION POLICY COMMITTEE MEMBERS' SCHOOL DISTRICTS

(Source: <https://rc.education.mn.gov/#staffing>)

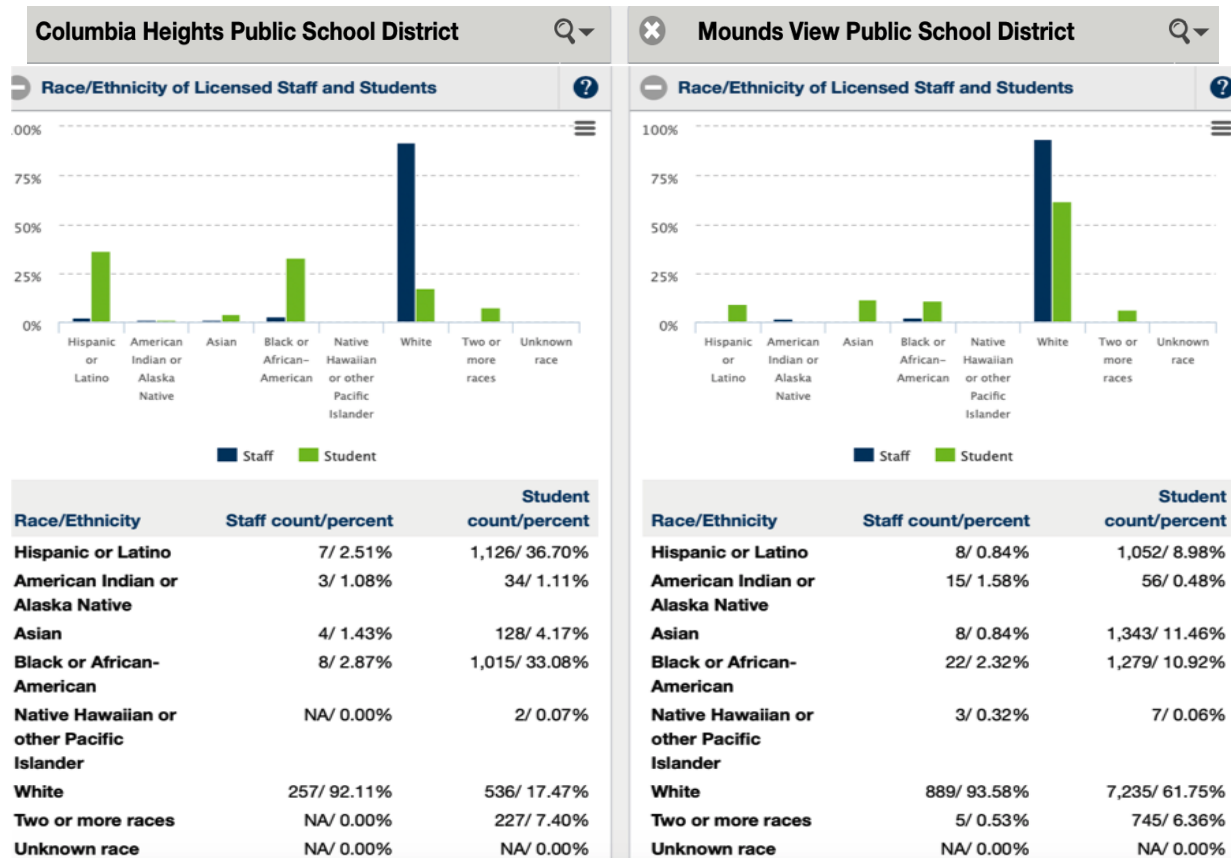
Rep. Heather Edelson (District 49B, Democrat)



EXAMPLES OF MN STUDENTS' INEQUITABLE ACCESS TO DIVERSE TEACHERS: THE SEVERE SHORTAGE OF TEACHERS OF COLOR IN 2021 EDUCATION POLICY COMMITTEE MEMBERS' SCHOOL DISTRICTS

(Source: <https://rc.education.mn.gov/#staffing>)

Rep. Sandra Feist (District 41B, Democrat)



Students of Color = 2,532 (83%)
Licensed Staff of Color = 22 (8%)
 Total District Licensed Staff = 279

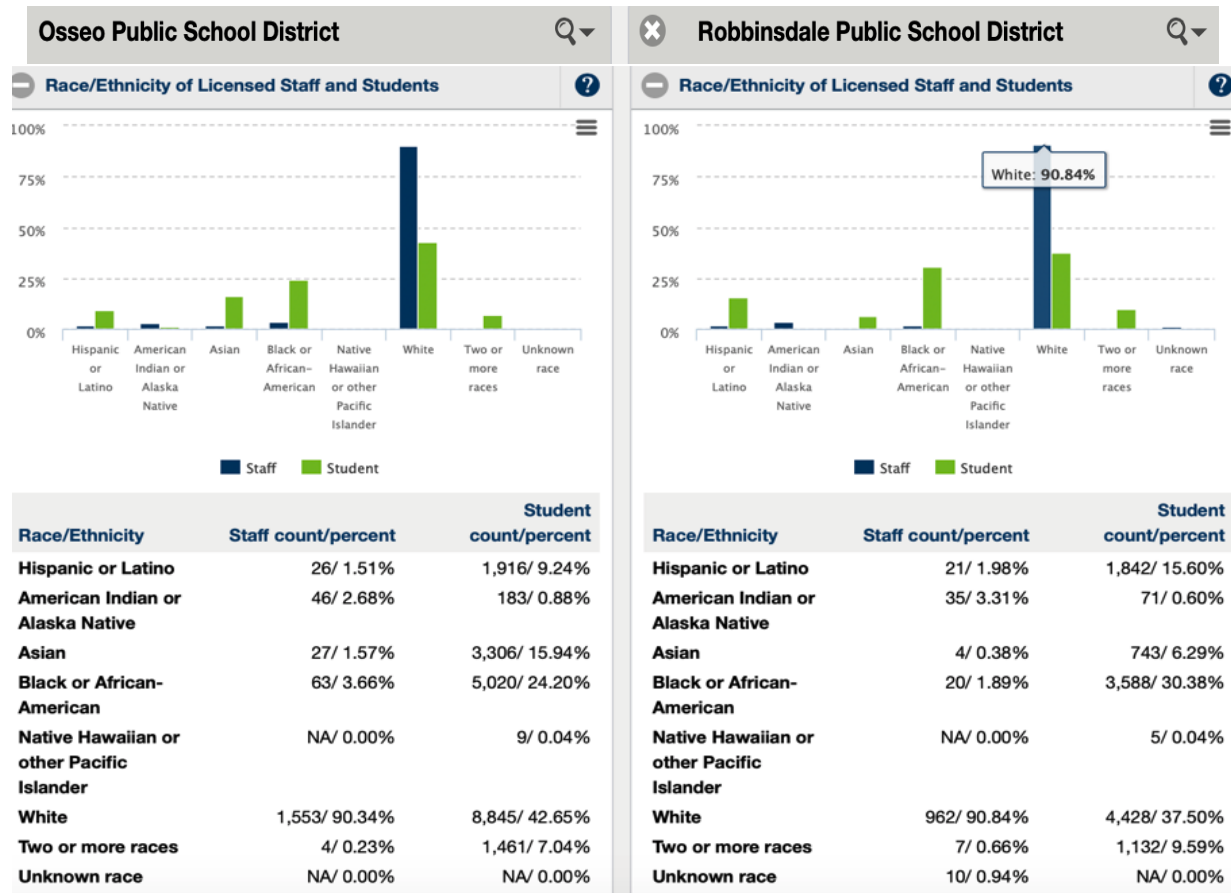
Students of Color = 4,482 (38%)
Licensed Staff of Color = 61 (6%)
 Total District Licensed Staff = 950



EXAMPLES OF MN STUDENTS' INEQUITABLE ACCESS TO DIVERSE TEACHERS: THE SEVERE SHORTAGE OF TEACHERS OF COLOR IN 2021 EDUCATION POLICY COMMITTEE MEMBERS' SCHOOL DISTRICTS

(Source: <https://rc.education.mn.gov/#staffing>)

Rep. Cedrick Frazier (District 45A, Democrat)



Students of Color = 11,895 (57%)
Licensed Staff of Color = 166 (10%)
 Total District Licensed Staff = 1,719

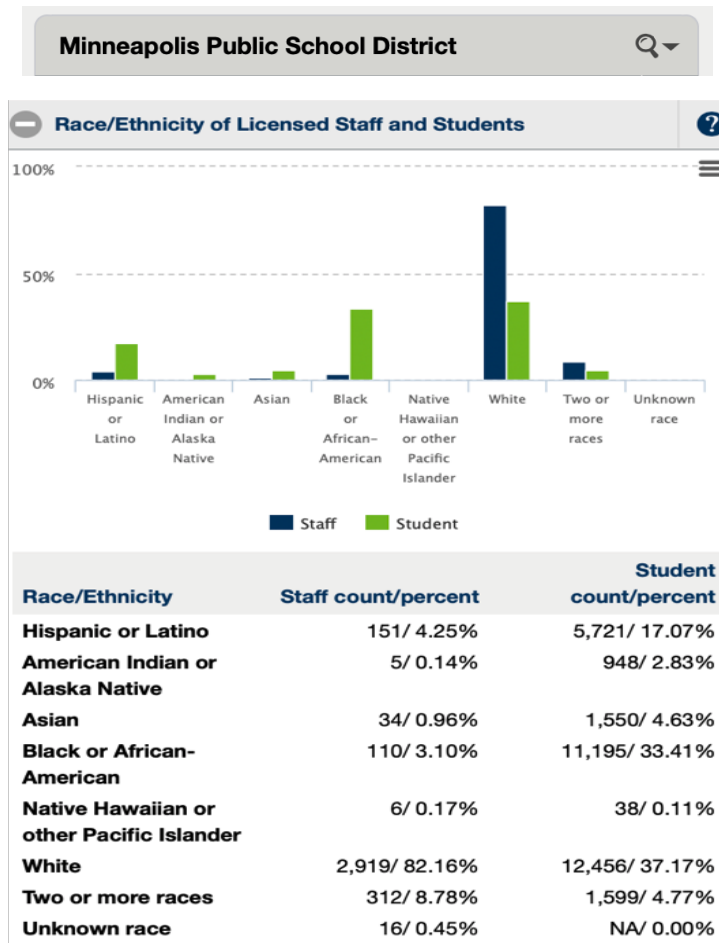
Students of Color = 7,381 (63%)
Licensed Staff of Color = 87 (8%)
 Total District Licensed Staff = 1,059



EXAMPLES OF MN STUDENTS' INEQUITABLE ACCESS TO DIVERSE TEACHERS: THE SEVERE SHORTAGE OF TEACHERS OF COLOR IN 2021 EDUCATION POLICY COMMITTEE MEMBERS' SCHOOL DISTRICTS

(Source: <https://rc.education.mn.gov/#staffing>)

Rep. Sydney Jordan (District 60A, Democrat)



Students of Color = 21,051 (63%)

Licensed Staff of Color = 618 (17%)

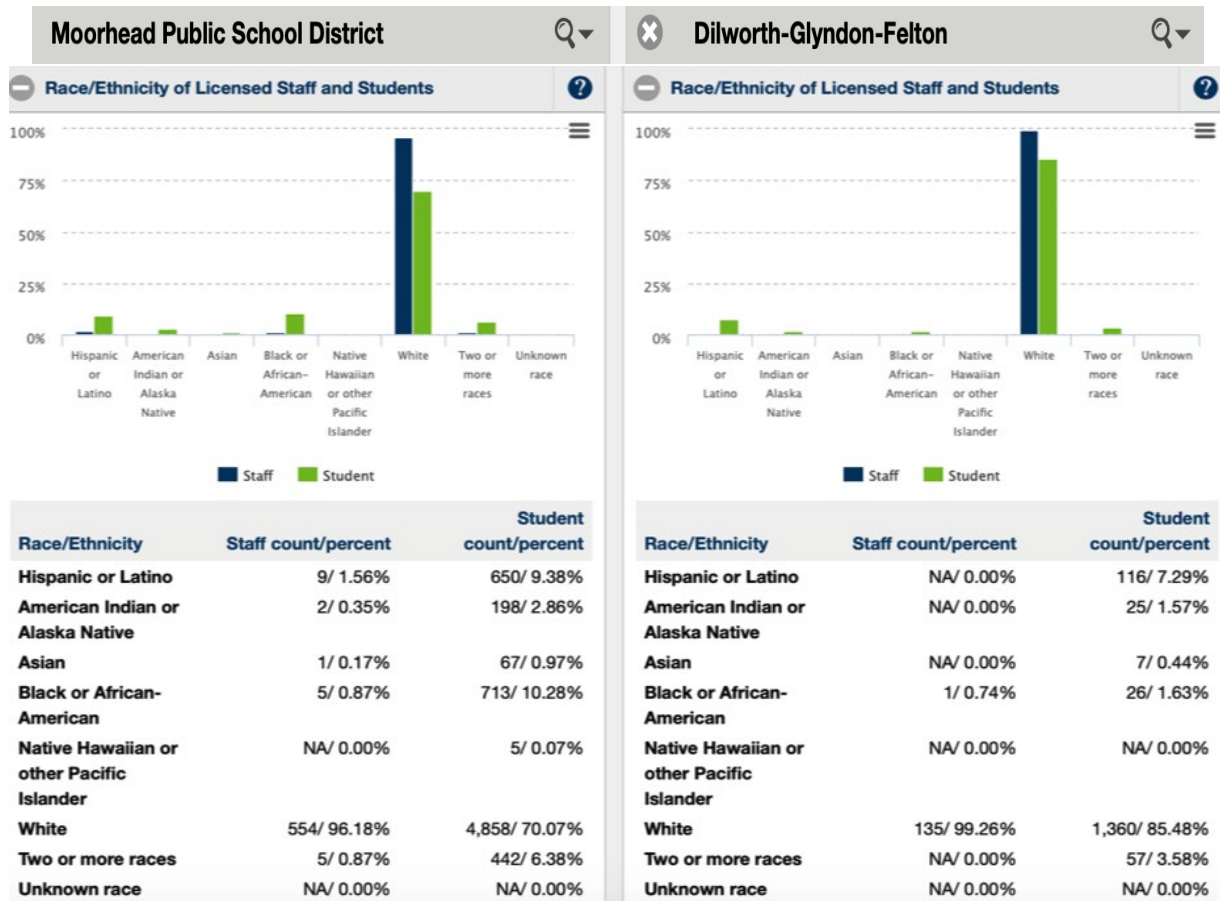
Total District Licensed Staff = 3,553



EXAMPLES OF MN STUDENTS' INEQUITABLE ACCESS TO DIVERSE TEACHERS: THE SEVERE SHORTAGE OF TEACHERS OF COLOR IN 2021 EDUCATION POLICY COMMITTEE MEMBERS' SCHOOL DISTRICTS

(Source: <https://rc.education.mn.gov/#staffing>)

[Rep. Heather Keeler](#) (District 04A, Democrat)



Students of Color = 2,075 (30%)
Licensed Staff of Color = 22 (4%)
 Total District Licensed Staff = 576

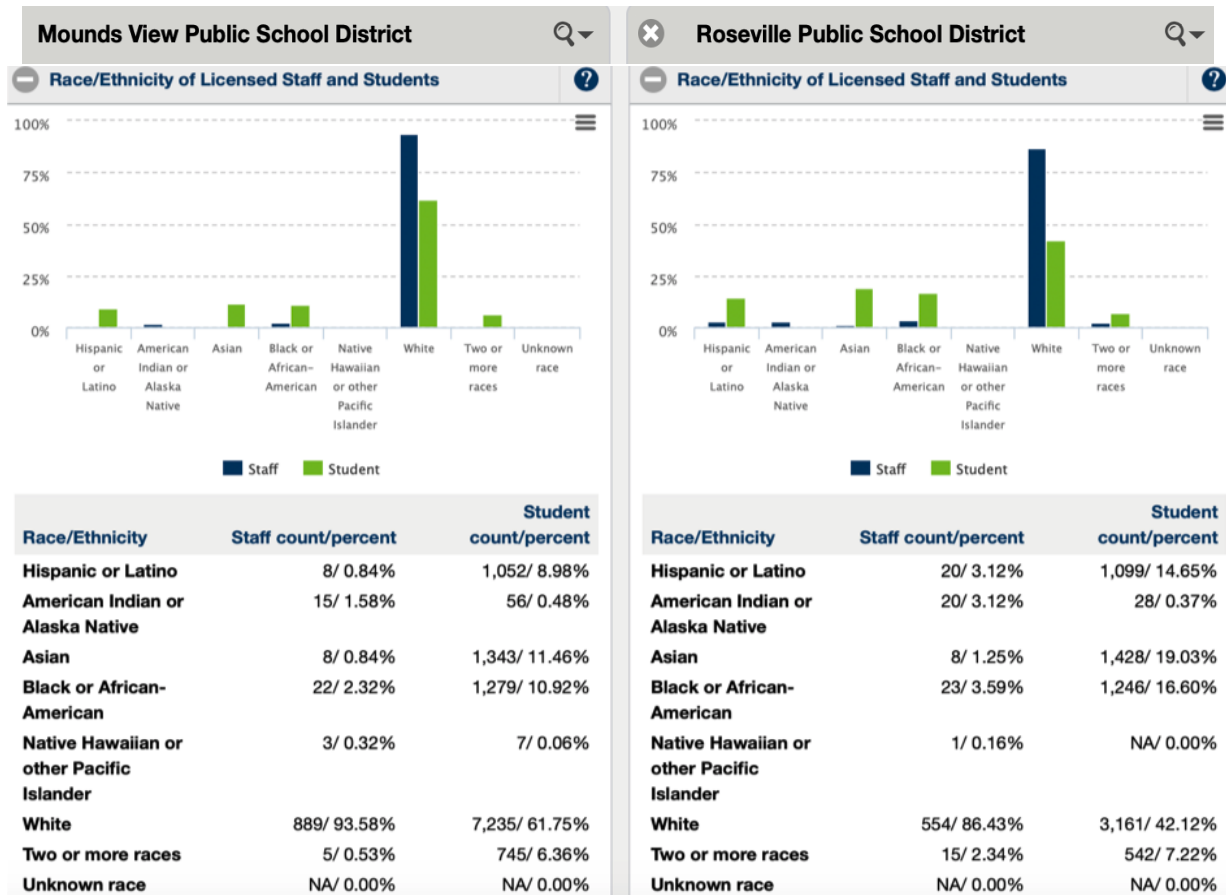
Students of Color = 231 (15%)
Licensed Staff of Color = 1 (0.74)
 Total District Licensed Staff = 136



EXAMPLES OF MN STUDENTS' INEQUITABLE ACCESS TO DIVERSE TEACHERS: THE SEVERE SHORTAGE OF TEACHERS OF COLOR IN 2021 EDUCATION POLICY COMMITTEE MEMBERS' SCHOOL DISTRICTS

(Source: <https://rc.education.mn.gov/#staffing>)

Rep. Kelly Moller (District 42A, Democrat)



Students of Color = 4,482 (38%)
Licensed Staff of Color = 61 (6%)
 Total District Licensed Staff = 950

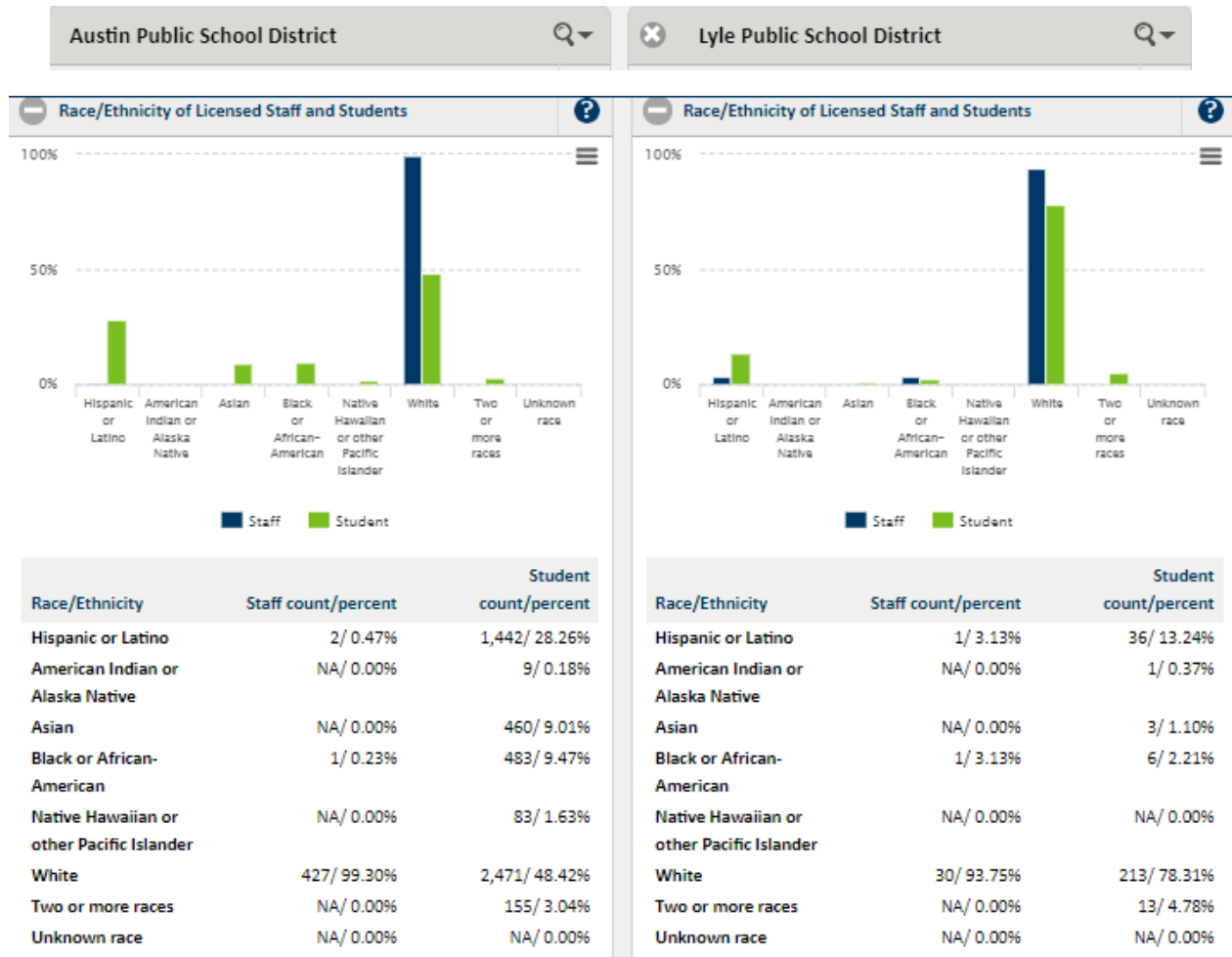
Students of Color = 4,343 (58%)
Licensed Staff of Color = 87 (14%)
 Total District Licensed Staff = 641



EXAMPLES OF MN STUDENTS' INEQUITABLE ACCESS TO DIVERSE TEACHERS: THE SEVERE SHORTAGE OF TEACHERS OF COLOR IN 2021 EDUCATION POLICY COMMITTEE MEMBERS' SCHOOL DISTRICTS

(Source: <https://rc.education.mn.gov/#staffing>)

Rep. Patricia Mueller (District 27B, Republican)



Students of Color = 2,632 (52%)
Licensed Staff of Color = 3 (0.7%)
 Total District Licensed Staff = 430

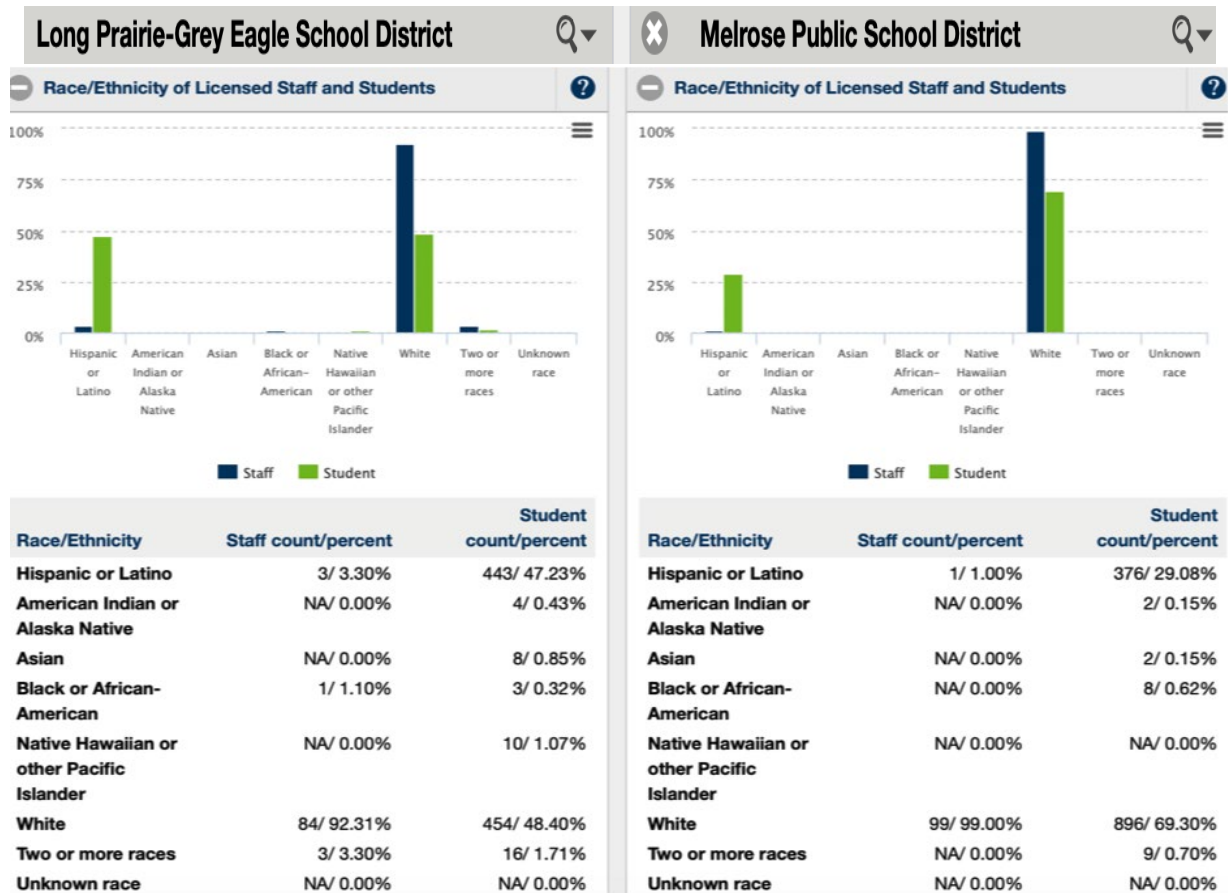
Students of Color = 59 (22%)
Licensed Staff of Color = 2 (6%)
 Total District Licensed Staff = 32



EXAMPLES OF MN STUDENTS' INEQUITABLE ACCESS TO DIVERSE TEACHERS: THE SEVERE SHORTAGE OF TEACHERS OF COLOR IN 2021 EDUCATION POLICY COMMITTEE MEMBERS' SCHOOL DISTRICTS

(Source: <https://rc.education.mn.gov/#staffing>)

Rep. John Poston (District 09A, Republican)



Students of Color = 484 (52%)
Licensed Staff of Color = 7 (8%)
 Total District Licensed Staff = 91

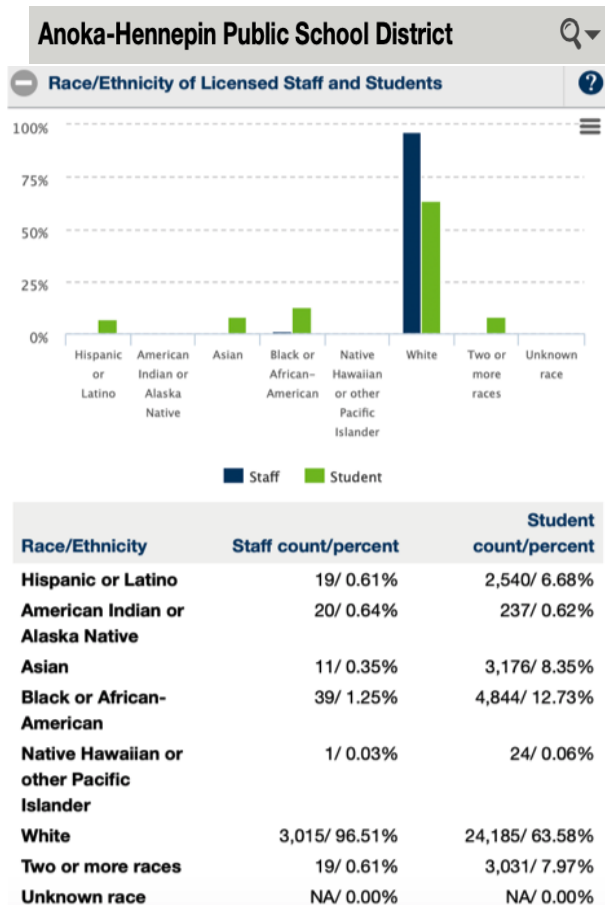
Students of Color = 397 (31%)
Licensed Staff of Color = 1 (1%)
 Total District Licensed Staff = 100



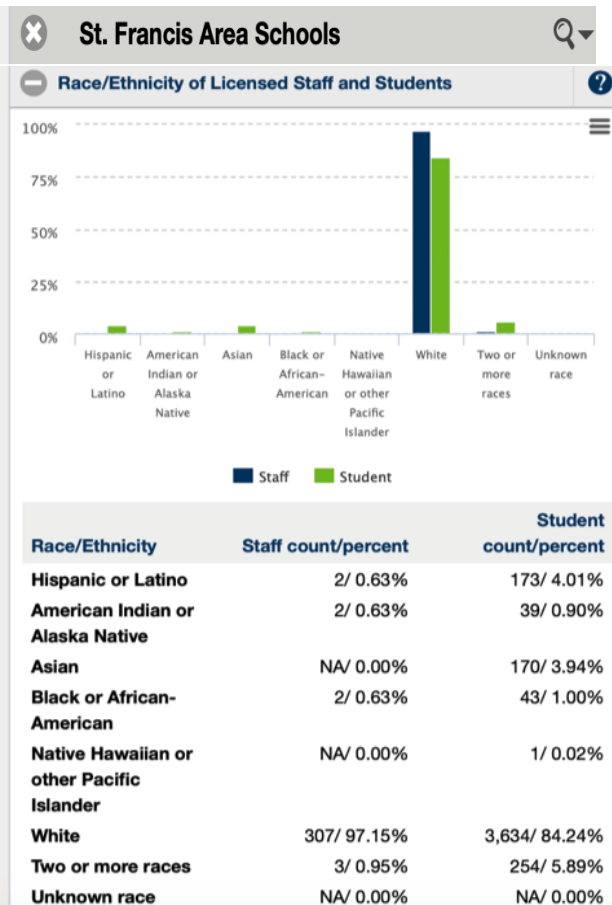
EXAMPLES OF MN STUDENTS' INEQUITABLE ACCESS TO DIVERSE TEACHERS: THE SEVERE SHORTAGE OF TEACHERS OF COLOR IN 2021 EDUCATION POLICY COMMITTEE MEMBERS' SCHOOL DISTRICTS

(Source: <https://rc.education.mn.gov/#staffing>)

Rep. Peggy Scott (District 35B, Republican)



Students of Color = 13,852 (36%)
Licensed Staff of Color = 109 (3%)
 Total District Licensed Staff = 3,124



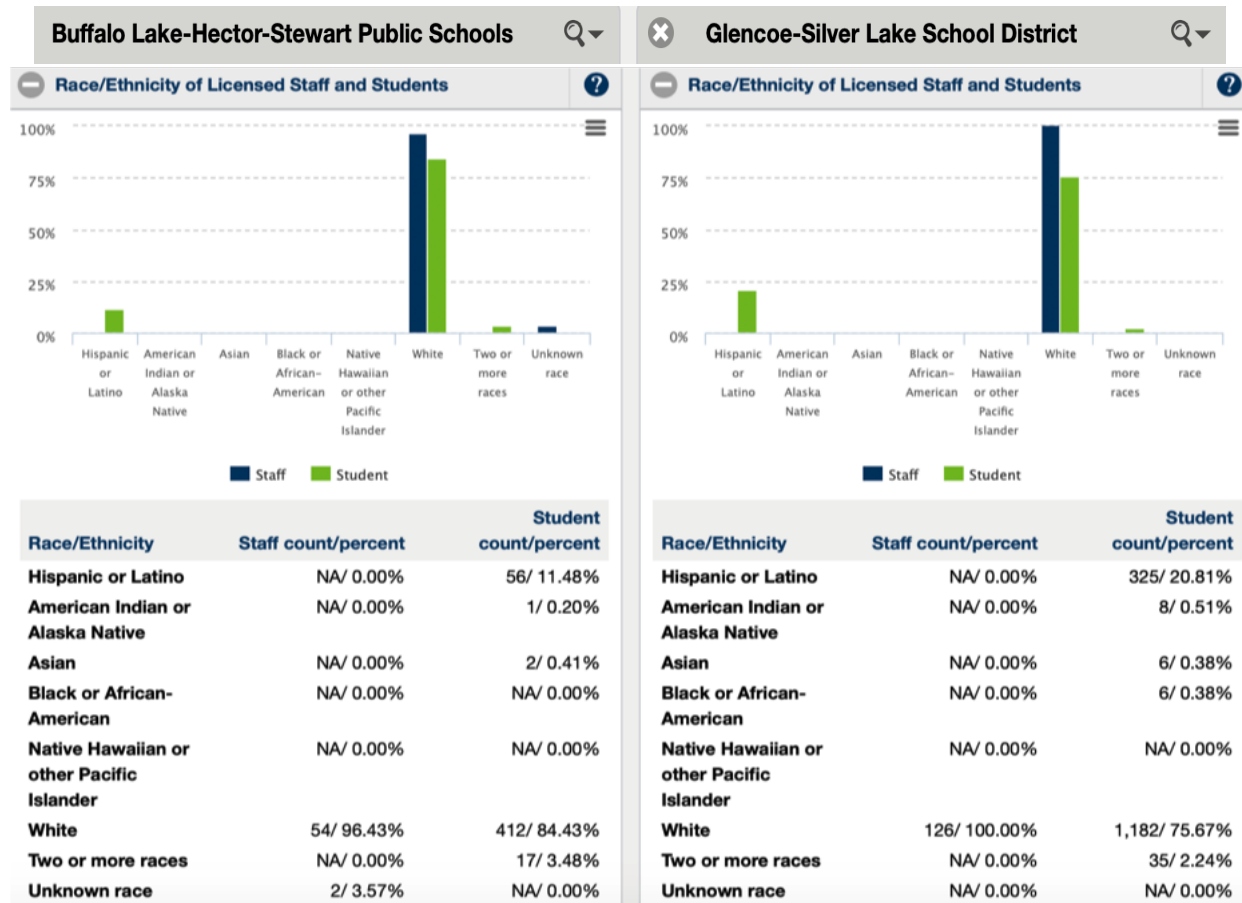
Students of Color = 680 (16%)
Licensed Staff of Color = 9 (3%)
 Total District Licensed Staff = 316



EXAMPLES OF MN STUDENTS' INEQUITABLE ACCESS TO DIVERSE TEACHERS: THE SEVERE SHORTAGE OF TEACHERS OF COLOR IN 2021 EDUCATION POLICY COMMITTEE MEMBERS' SCHOOL DISTRICTS

(Source: <https://rc.education.mn.gov/#staffing>)

[Rep. Dean Urdahl](#) (District 18A, Republican)



Students of Color = 76 (16%)
Licensed Staff of Color = 0 (0%)
 Total District Licensed Staff = 56

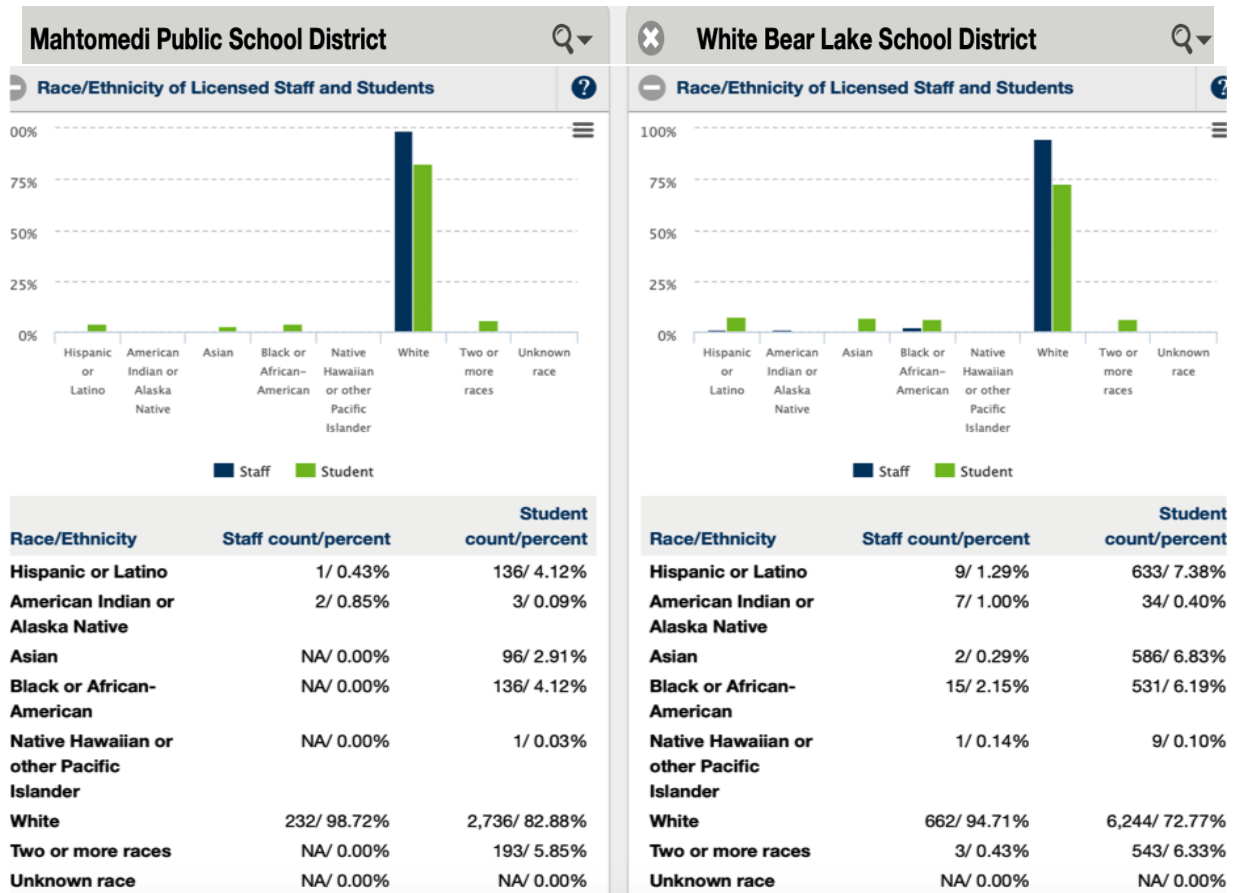
Students of Color = 380 (24%)
Licensed Staff of Color = 0 (0%)
 Total District Licensed Staff = 126



EXAMPLES OF MN STUDENTS' INEQUITABLE ACCESS TO DIVERSE TEACHERS: THE SEVERE SHORTAGE OF TEACHERS OF COLOR IN 2021 EDUCATION POLICY COMMITTEE MEMBERS' SCHOOL DISTRICTS

(Source: <https://rc.education.mn.gov/#staffing>)

[Rep. Ami Wazlawik](#) (District 38B, Democrat)



Students of Color = 565 (17%)
Licensed Staff of Color = 3 (1%)
 Total District Licensed Staff = 235

Students of Color = 2,336 (27%)
Licensed Staff of Color = 37 (5%)
 Total District Licensed Staff = 699



EXAMPLES OF MN STUDENTS' INEQUITABLE ACCESS TO DIVERSE TEACHERS: THE SEVERE SHORTAGE OF TEACHERS OF COLOR IN 2021 EDUCATION POLICY COMMITTEE MEMBERS' SCHOOL DISTRICTS

(Source: <https://rc.education.mn.gov/#staffing>)

"...teachers of color and indigenous teachers remain in short supply in Minnesota. The percentage of teachers of color and indigenous teachers remains significantly lower than the students of color and indigenous students in the state. The lack of teachers of color is often noted as a key element to a dramatic and persistent achievement gap between SOCIS and white students in Minnesota."

--[2021 Biennial Report Supply & Demand of Teachers In Minnesota](#) (PELSB), p. 47

Table 5: Proportion of Teachers of Color and Indigenous Teachers (TOCIT) Compared to Students of Color and Indigenous Students (SOCIS) by Economic Development Region (EDR)

Region	Description	Total Number of TOCIT	Percent of Total TOCIT within the EDR	Total Number of SOCIS ¹¹	Percent of Total SOCIS within the EDR
1	Northwest	16	1.18%	3,097	22.08%
2	Headwaters	55	4.16%	11,175	76.44%
3	Arrowhead	89	2.24%	11,580	26.16%
4	West Central	45	1.44%	7,988	22.36%
5	North Central	34	1.44%	5,651	21.53%
6E	Southwest Central	16	1.12%	4,666	27.96%
6W	Upper Minnesota Valley	14	1.96%	1,600	21.36%
7E	East Central	51	2.36%	3,953	15.34%
7W	Central	102	1.61%	16,145	19.83%
8	Southwest	31	1.49%	7,270	34.27%
9	South Central	45	1.40%	7,987	22.95%
10	Southeast	113	1.62%	22,232	28.34%
11	7-County Twin Cities	4,886	12.09%	236,325	47.99%
TOTAL		5,497 ¹²	7.28%	339,669	38.03%

