



**Minnesota Historical Society
Overview for
House State Government
Finance Committee
February 2021**

Who We Are

- Chartered by Territorial Legislature in 1849
- Oldest educational institution in Minnesota
- Guided by Charters of 1849 and 1856
- Governed by the Executive Council
- Statutory Responsibilities in Chapter 138



Why History Matters

- Our responsibility to future generations - our legacy
- Core function of state government - preservation and access to evidence of the past, historic preservation, historic sites and education
- Education for all Minnesotans young and old
- Part of tourism economy



Mission



Using the Power of History to Transform Lives
PRESERVING › SHARING › CONNECTING



STRATEGIC PRIORITIES

Minnesota's Historical Resources



Sharing access to meaningful places, programs, resources, events, services and exhibits

Educational Relevance



Providing context and connecting the present with the past

Inclusion & Diversity



Welcoming and serving all communities



Sustainability & Stewardship



Ensuring valued service now and for future generations



How do you learn history?



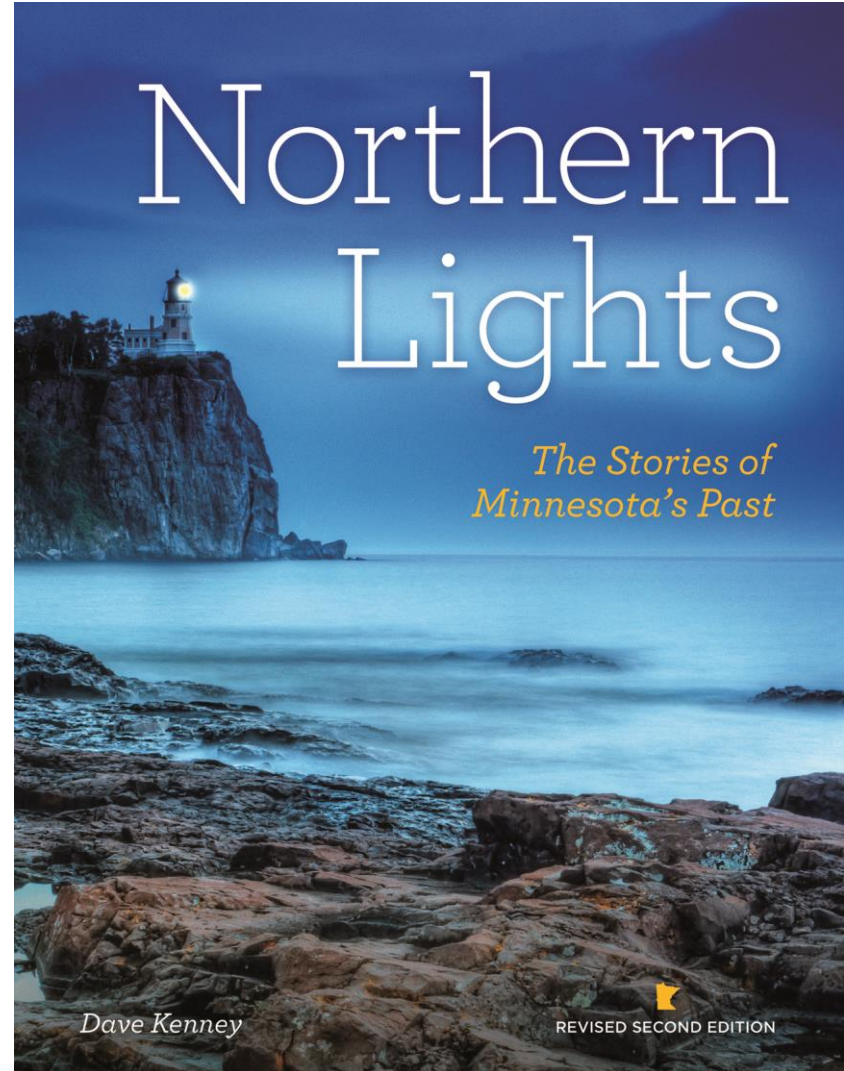
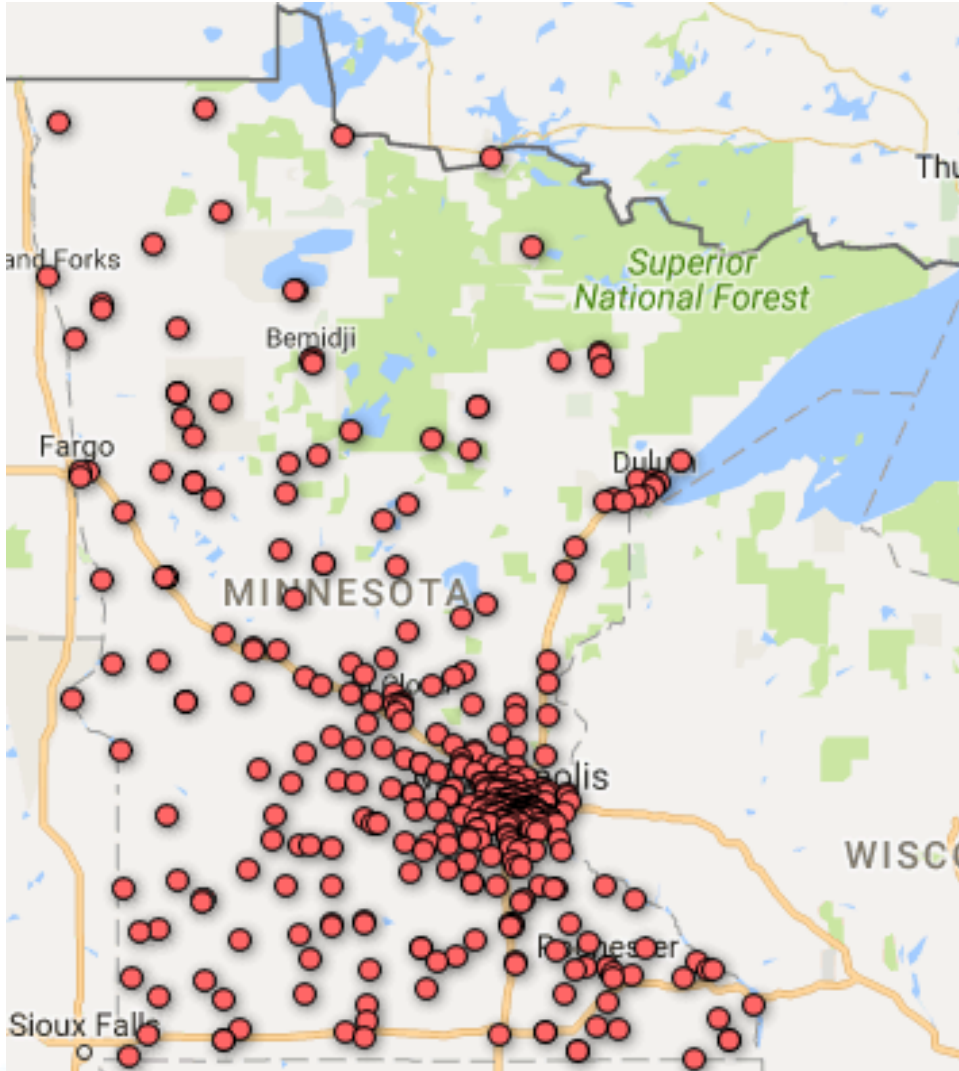
History Programs and Education

- Historic Sites & Museums, including
 - History Center
 - Mill City Museum
- Exhibitions and Public Programs
- Education – E-12 and life-long learners
- Library and Collections
 - Research Collections
 - Reference
 - State Archives
- Heritage Preservation
 - Technical Assistance, outreach and Grants
- Publications / MNHS Press



Northern Lights

School Districts Using Northern Lights



The Minnesota Historical Society holds for the people of Minnesota, current and future generations:

- 340,361 photographs
- 501,724 publications
- 6,516 works of art
- 251,533 objects
- 50,300 cubic feet of manuscripts
- 60,000 cubic feet in State Archives, including 60 terabytes of digital records




Number of People Served

- Nearly one million in-person visits to historic sites and museums
- Includes nearly 200,000 schoolchildren on organized programs to historic sites and museums
- Over 5 million visits to the Society's website www.mnhs.org



Statewide History Involvement and Participation

- 27,000 participants in History Day (many national award winners from Minnesota)
- 15,200 Members
- Volunteers make this all happen!
 - Over 2,500 volunteers and interns contributing 71,000 hours and equivalent to 26 FTE.



MNHS COVID-19 IMPACTS

- **Abrupt closure**
- **Revenue loss – earned revenue**
- **Staffing reductions**
- **Pivot to digital delivery of programs and services**
- **Gradual reopening as conditions allow**
- **Maintenance of facilities and ongoing programs**
- **Strategic Planning effort**

MNHS COVID-19 IMPACT



Kelley Farm Victory Garden 2020



History at Heart



Photo ©2020 Erik Shetney



“History involves sets of tensions, between the local and the global, between our own history and someone else’s, between academic and popular forms, and even between past and future. The tensions cannot be overcome; they can only be navigated.”

—Lynn Hunt

Minnesota Historical Society Budget FY20

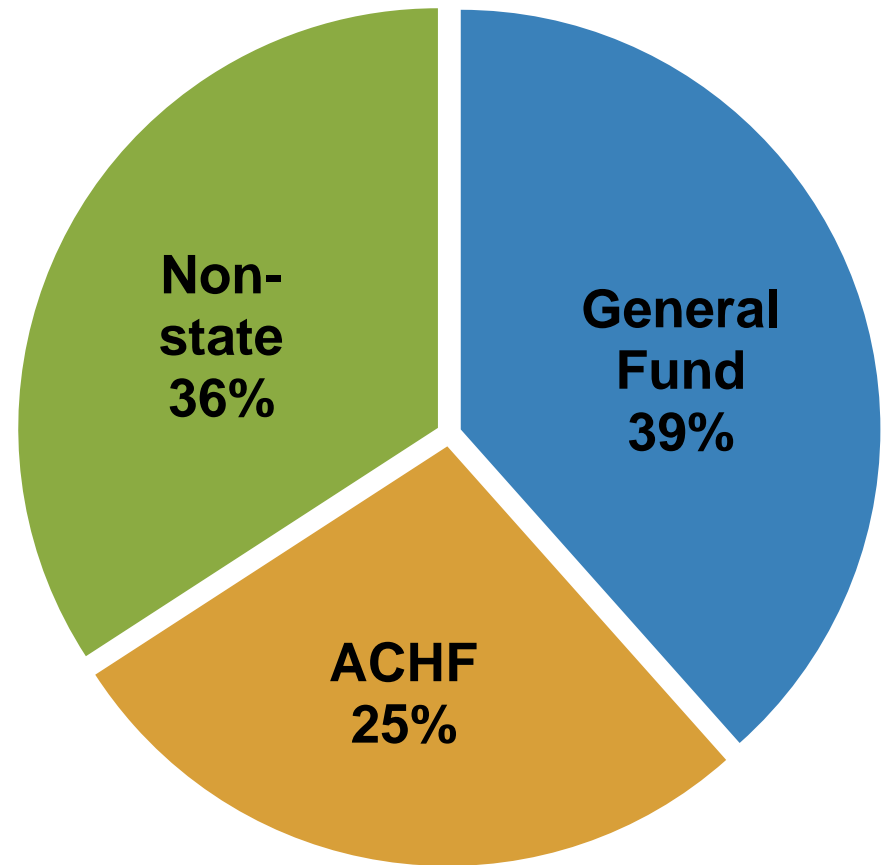
Includes:

- \$23 million/year from state General Fund for FY20-21
- Overall operating budget approx. \$57 million all funds

General Fund dollars leverage non-state funding:

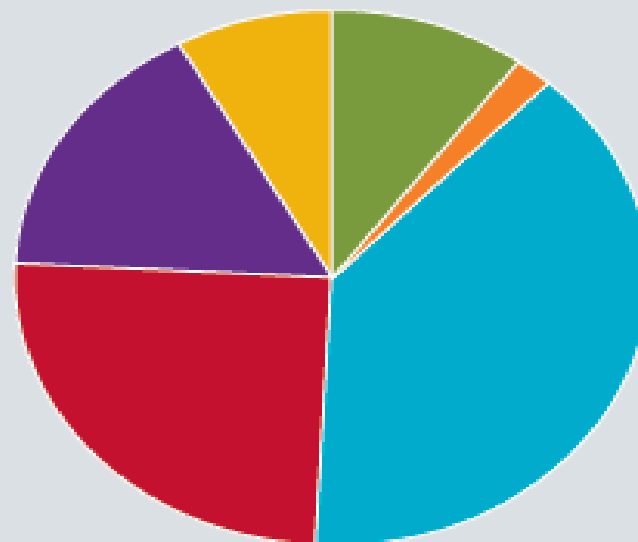
- Earned Revenue
- Contributions
- Memberships

Operations and Programs FY20 Estimate by Fund



MNHS Financial Overview

Source:
MNHS Annual Report, FY20



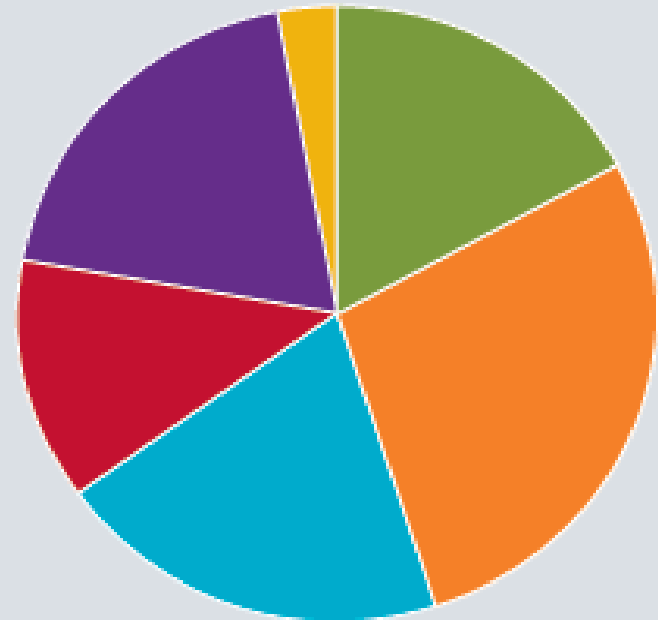
SOURCES OF SUPPORT AND REVENUE

| | |
|-------------------------------|-----|
| Private contributions | 10% |
| Federal grants | 2% |
| State operating appropriation | 39% |
| State legacy appropriation | 25% |
| Earned income | 16% |
| Investment return | 8% |

MNHS Financial Overview

Source:
MNHS Annual Report, FY20

Current FTEs = 292, as of Jan 1



EXPENSES BY PROGRAM AREA

| | |
|-------------------------------|-----|
| Library and collections | 17% |
| Historic sites and museums | 28% |
| Edu., outreach & content dev. | 20% |
| Heritage preservation | 13% |
| Management and general | 19% |
| Development and membership | 3% |

MNHS - 2021 Session Budget Request

Operating Budget

Base budget:

\$23.518 million each year – General Fund

Initiatives for FY22-23:

- Operating adjustment for compensation
Gov's Rec. = \$1.1 million

Emerging Challenges and Needs

- Re-opening financial needs
- Facilities maintenance and preservation
- Digital Preservation and Access

MNHS Budget by Program General Fund (\$ in 000s)

| Programs | Current Law /Forecast Base FY22-23 | Governor's Recommendation FY22-23 |
|------------------------------|---|--|
| MHS Operations and Programs | 23,197 / 23,197 | 400/700 |
| Fiscal Agents / Pass-through | 321 / 321 | |
| <u>Total</u> | 23,518 / 23,518 | 1,100 |
| notes | | GF biennial total = 48,136 |



Thank you!!