

Joint Committee
Agriculture Finance & Policy
Environment and Natural Resources Finance & Policy

Informational Hearing
Emerald Ash Borer Efforts in Minnesota
February 5, 2021

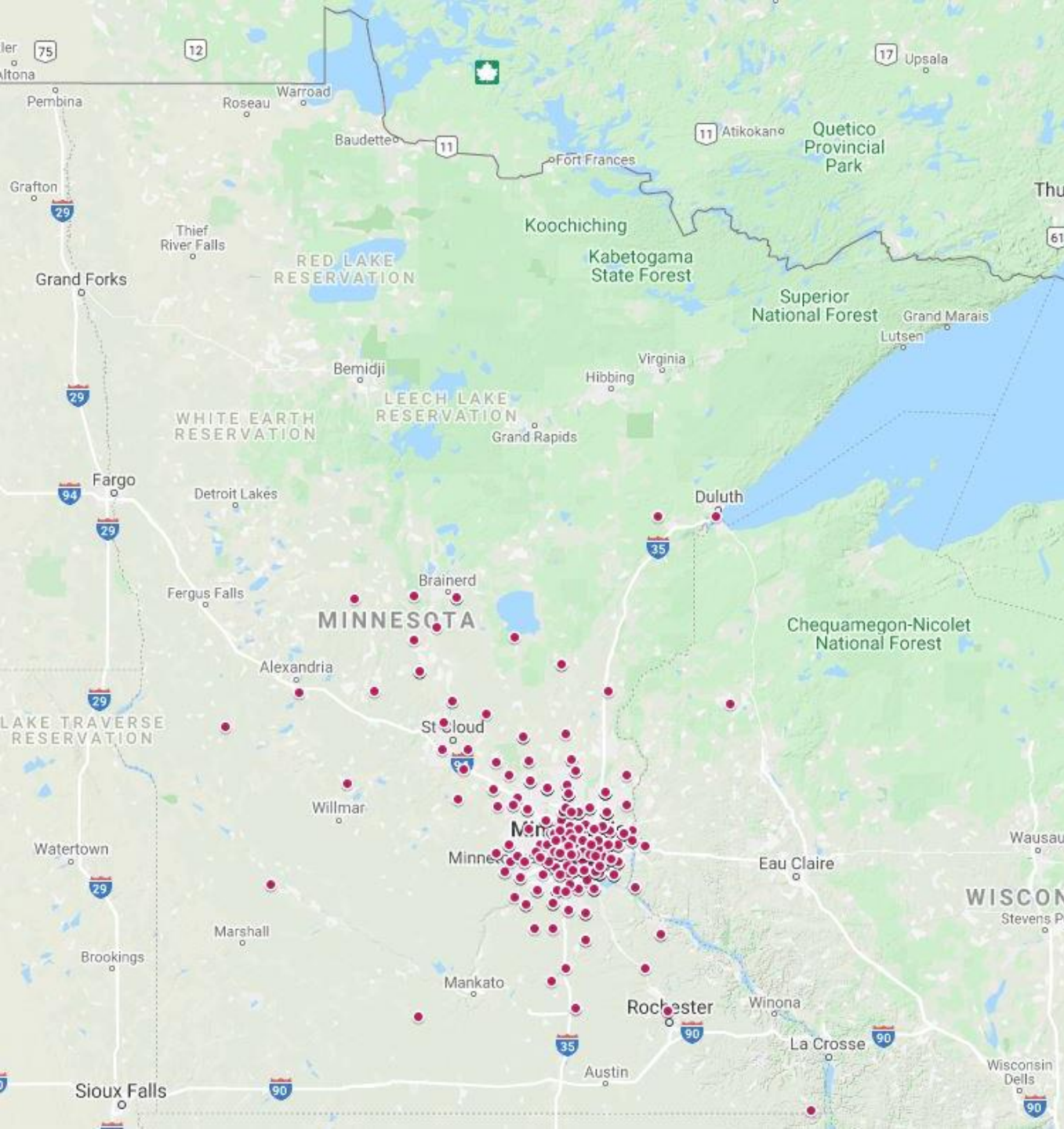






**EVER-GREEN
ENERGY™**





Zip Codes of Businesses



Tree Waste Volumes Top Counties 2015 - 2020

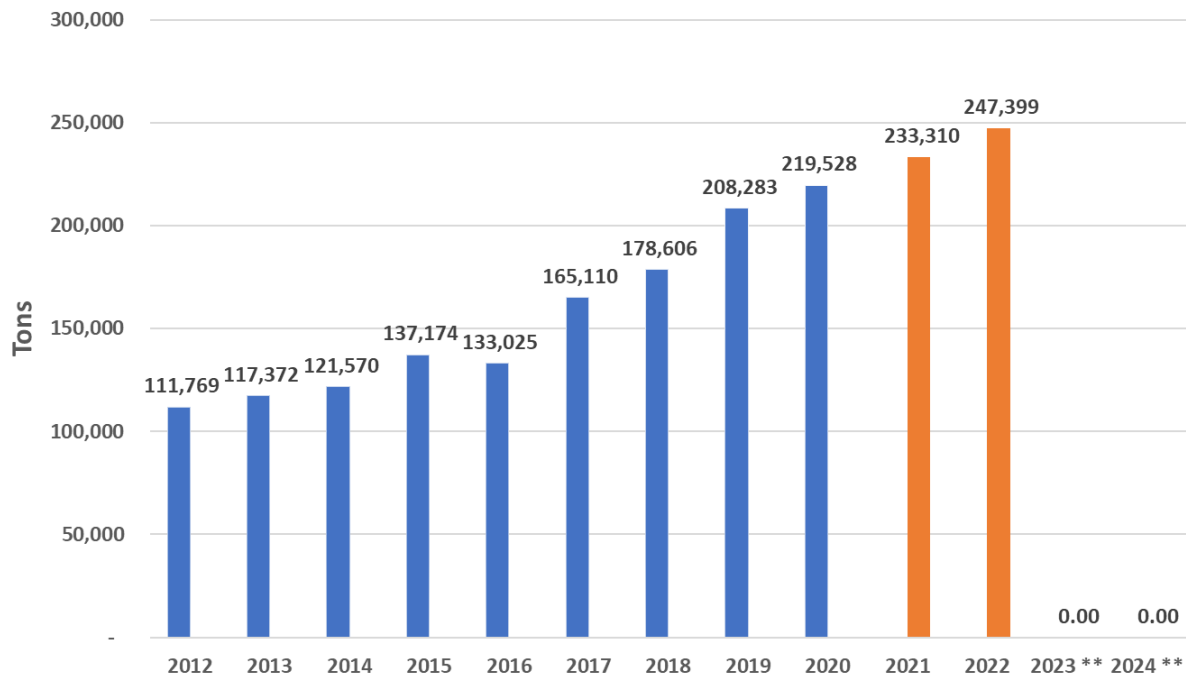
| Source Location | Tree Waste (Tons) | | | | | |
|---|-------------------|----------------|----------------|----------------|----------------|----------------|
| | 2015 | 2016 | 2017 | 2018 | 2019 | 2020 |
| Hennepin | 48,026 | 49,346 | 50,292 | 54,890 | 67,320 | 58,894 |
| Ramsey | 19,712 | 22,550 | 32,098 | 29,920 | 33,308 | 35,354 |
| Dakota | 19,030 | 15,708 | 23,166 | 29,766 | 41,382 | 35,178 |
| Washington | 8,778 | 6,600 | 13,618 | 15,048 | 15,642 | 16,500 |
| Anoka | 6,622 | 2,640 | 2,706 | 3,278 | 8,954 | 16,258 |
| Wright | 2,464 | 5,984 | 5,390 | 21,362 | 5,764 | 7,612 |
| Sherburne | - | 154 | 594 | 176 | 550 | 6,666 |
| Goodhue | 3,454 | 5,698 | 2,970 | 8,580 | 5,500 | 4,862 |
| Rice | 3,740 | 3,608 | 2,354 | 2,376 | 6,578 | 4,246 |
| Carver | 3,388 | 2,420 | 352 | 7,150 | 1,870 | 3,982 |
| Olmstead | 11,308 | 5,830 | 5,324 | 10,252 | 726 | 3,542 |
| Isanti | - | - | - | 814 | 3,190 | 3,454 |
| Chisago | 1,782 | 3,058 | 6,358 | 1,078 | 4,334 | 2,992 |
| Scott | 2,244 | 880 | 8,668 | 3,234 | 2,552 | 1,848 |
| Stearns | - | - | 88 | - | - | 1,276 |
| Kanabec | - | - | - | - | - | 946 |
| Mower | 1,166 | - | - | - | 110 | 88 |
| Aitkin | - | 1,914 | 4,290 | 4,334 | - | - |
| Dodge | 682 | - | 462 | 1,386 | - | - |
| Sibley | - | - | - | 66 | 44 | - |
| Steele | 44 | 1,782 | - | 1,100 | - | - |
| Wabasha | 1,210 | 3,124 | 1,210 | 1,738 | 506 | - |
| Small Chip Haulers (multiple counties)* | 9,885 | 11,197 | 11,947 | 13,361 | 11,937 | 18,126 |
| Raw Tree Waste delivered to wood recycling center (multiple counties) * | 19,489 | 21,684 | 22,262 | 21,958 | 25,318 | 33,388 |
| Total | 163,024 | 164,177 | 194,150 | 231,868 | 235,585 | 255,212 |

| Source Location | Total Equivalent 22 ton Semi-Truck Loads of Processed Wood Chips | | | | | |
|---|--|--------------|--------------|---------------|---------------|---------------|
| | 2015 | 2016 | 2017 | 2018 | 2019 | 2020 |
| Hennepin | 2,183 | 2,243 | 2,286 | 2,495 | 3,060 | 2,677 |
| Ramsey | 896 | 1,025 | 1,459 | 1,360 | 1,514 | 1,607 |
| Dakota | 865 | 714 | 1,053 | 1,353 | 1,881 | 1,599 |
| Washington | 399 | 300 | 619 | 684 | 711 | 750 |
| Anoka | 301 | 120 | 123 | 149 | 407 | 739 |
| Wright | 112 | 272 | 245 | 971 | 262 | 346 |
| Sherburne | - | 7 | 27 | 8 | 25 | 303 |
| Goodhue | 157 | 259 | 135 | 390 | 250 | 221 |
| Rice | 170 | 164 | 107 | 108 | 299 | 193 |
| Carver | 154 | 110 | 16 | 325 | 85 | 181 |
| Olmstead | 514 | 265 | 242 | 466 | 33 | 161 |
| Isanti | - | - | - | 37 | 145 | 157 |
| Chisago | 81 | 139 | 289 | 49 | 197 | 136 |
| Scott | 102 | 40 | 394 | 147 | 116 | 84 |
| Stearns | - | - | 4 | - | - | 58 |
| Kanabec | - | - | - | - | - | 43 |
| Mower | 53 | - | - | - | 5 | 4 |
| Aitkin | - | 87 | 195 | 197 | - | - |
| Dodge | 31 | - | 21 | 63 | - | - |
| Sibley | - | - | - | 3 | 2 | - |
| Steele | 2 | 81 | - | 50 | - | - |
| Wabasha | 55 | 142 | 55 | 79 | 23 | - |
| Small Chip Haulers (multiple counties)* | 449 | 509 | 543 | 607 | 543 | 824 |
| Raw Tree Waste delivered to wood recycling center (multiple counties) * | 886 | 986 | 1,012 | 998 | 1,151 | 1,518 |
| Total | 7,410 | 7,463 | 8,825 | 10,539 | 10,708 | 11,601 |

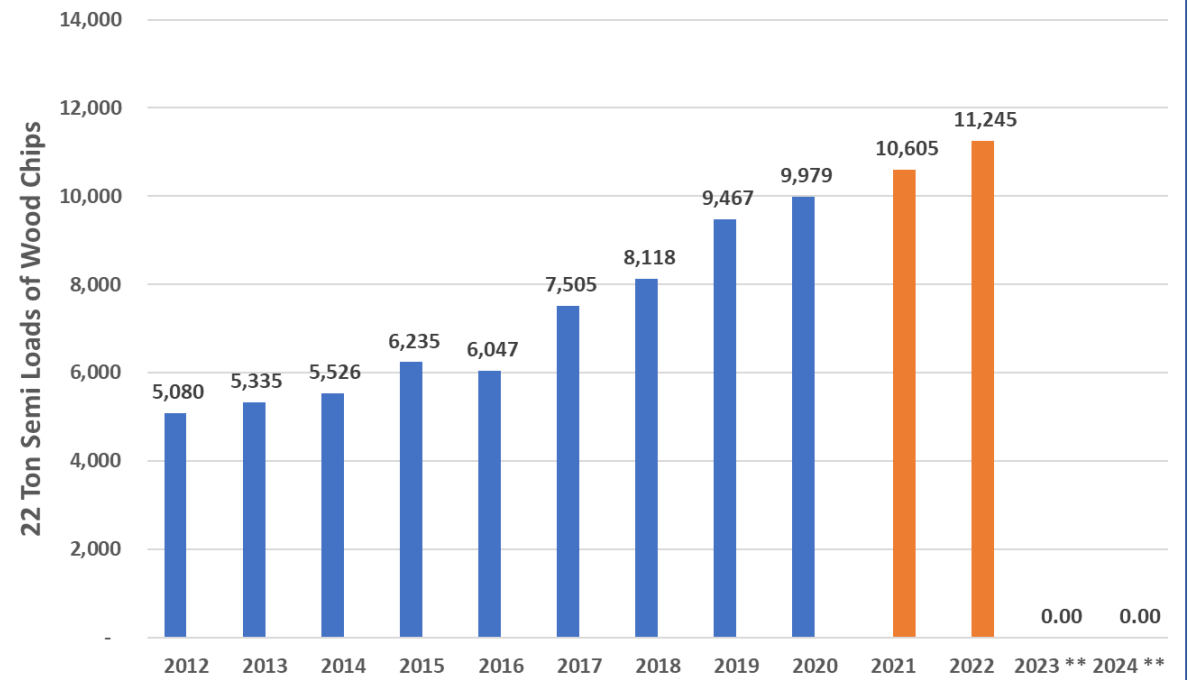
* Tree waste in the form of wood chips from small haulers and raw tree waste (brush and logs) sourced from multiple counties dropped off at the Pig's Eye Wood Recycler Center



**7 County Metro Tree Waste Used as Biomass Fuel
at St. Paul Cogeneration ***



**7 County Metro Tree Waste Used as Biomass Fuel
at St. Paul Cogeneration ***



* Includes small chip haulers, brush and logs delivered to the Pig's Eye Wood Recycling Center
 ** St. Paul Cogeneration's PPA terminates the end of 2022



Raw Tree Waste / Brush and Logs Delivered to Pigs Eye Wood Recycling Center

