



Minnesota Department of Veterans Affairs, State Veterans Cemeteries

An honorable and dignified burial is the one and only benefit that the majority of Veterans seek after service to their nation. Both State and Federal Veterans Affairs and Veteran populations perceive this service as the "Sacred Trust."

Annually, Minnesota Department of Health gathers data for Veteran deaths across the state and in 2010 nearly 10,000 Veterans were buried throughout Minnesota.

Minnesota Veteran Population Data:

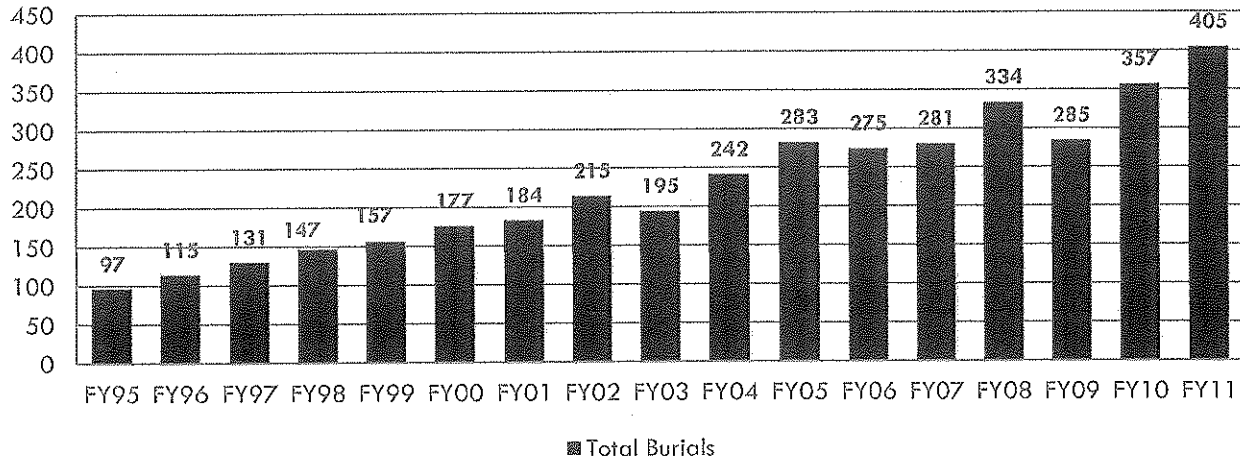
Vietnam Era	140000
Korean Conflict	45100
World War II	<u>34400</u>
Total (age 60+)	219500

The National Center for Veterans Analysis and Statistics estimates that the total Veteran population will decrease due to death by 11 million over the next 25 years. The Vietnam era Veterans alone have a projected death rate of approximately 125,000 nationwide over the next 21 years. The average age of Korean and World War II Veterans is 70+ years old and the average age of Vietnam era Veterans is 60+ years of age.

Little Falls Veterans Cemetery

- Provides dignified burial services to Veterans and their eligible dependents.
- In July 2011, the cemetery in Little Falls was recognized by the National Cemetery Administration, Veteran Cemetery Grants Service for "Excellence of Appearance". Only 4 of the 81 state Veterans cemeteries in operation received this recognition.
- FY10-11 annual average expenditures approximately \$555,000 funded by general fund, federal VA reimbursement, non-veteran burial fees and donations.
 - Average general fund allocation just over \$400,000 per year.
 - Average non-general fund allocation almost \$155,000 per year.
 - Average total compensation approximately \$341,000 per year.
 - 5.25 full-time equivalent employees.
 - Average state operations and equipment expenses nearly \$214,000 per year. Examples: fuel, propane, electricity, water and sewer, insurance, computer and communications services, equipment, building and grounds maintenance.

- The State Veterans Cemetery has grown steadily since opening in June 1994.
- A 418% increase in annual burials since 1994 not only represents a dramatic increase in burial workload, but also a substantial annual increase in the number of occupied gravesites that must be maintained to a level of national shrine status that the families we serve have come to expect.



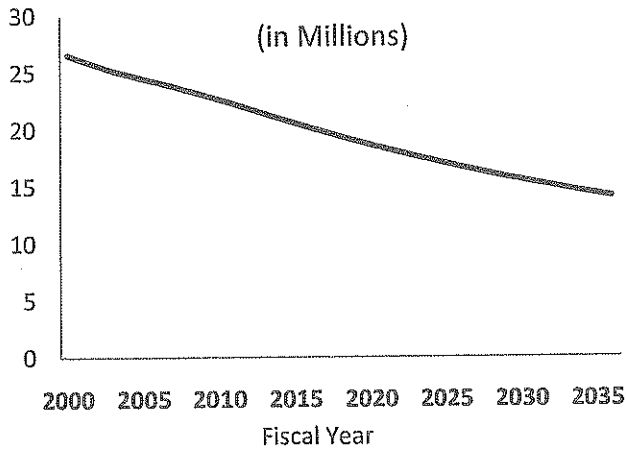
New Minnesota Veterans Cemetery

- Located in southeast Minnesota.
- Roughly four times larger than the Little Falls Cemetery.
- Estimated cost of construction \$7.9M; 100 percent funded by US Department of Veterans Affairs.
- USDVA estimates this new cemetery will provide a burial option to an additional 44,000 veterans who live within 75 miles of the proposed location.
- It is estimated up to 500 veterans and their dependents may be buried per year.
- Current design effort includes site suitability assessment, environmental assessment, cultural assessment, partnership with Fillmore County and MnDOT on access assessment, and preliminary conceptual layout.
- Ongoing operational needs funded by general fund, federal VA reimbursement, non-veteran burial fees and donations.
 - General fund estimated need \$425,000.
- 6 full-time equivalent employees.
 - Supervisor
 - Office/receptionist
 - Grounds crew

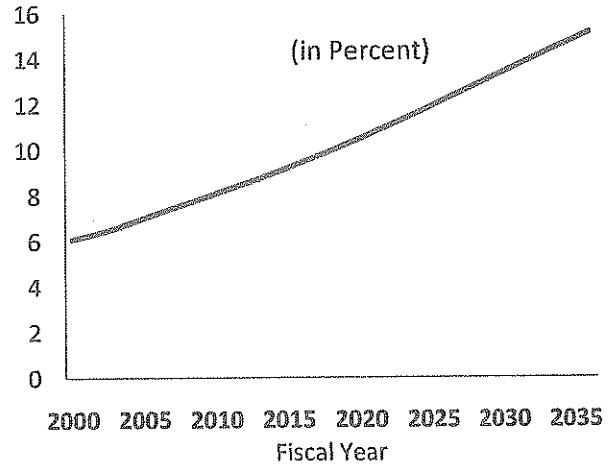
- Additional expenses, such as: fuel, propane, electricity, water and sewer, insurance, computer and communications services, equipment, building and grounds maintenance.
- States agree to operate and maintain grant funded cemeteries according to National Cemetery Administration guidelines.

Veteran Population Projections: FY2000 to FY2036

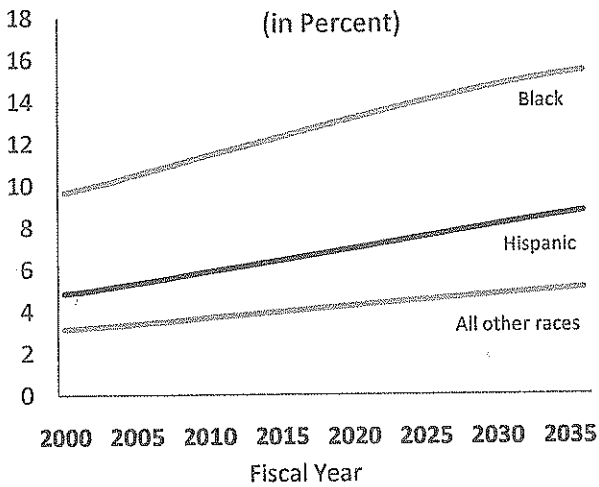
Total Veteran Population



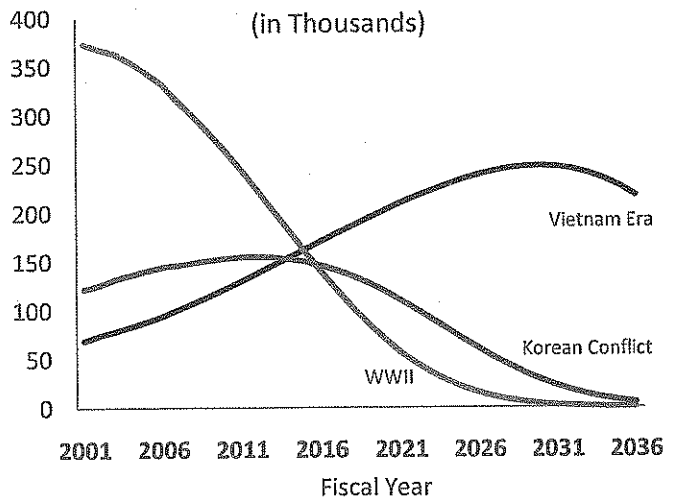
Female Veteran Population



Minority Veteran Population



Veteran Deaths



Note: Categories are mutually exclusive. 'Black' and 'All other races' are not Hispanic.

Note: Veterans who served in multiple periods are shown in the most recent period in which they served.

'All other races' includes American Indian/Alaska Native, Asian, Pacific Islander, and Other.

Source: Department of Veterans Affairs, Office of the Actuary, Veteran Population Projections Model (VetPop), 2007 tables 5L and 8D.

Prepared October 2010

