



Economic Development Finance & Policy Committee
2023-2024 Regular Session
Wednesday, February 21, 2024

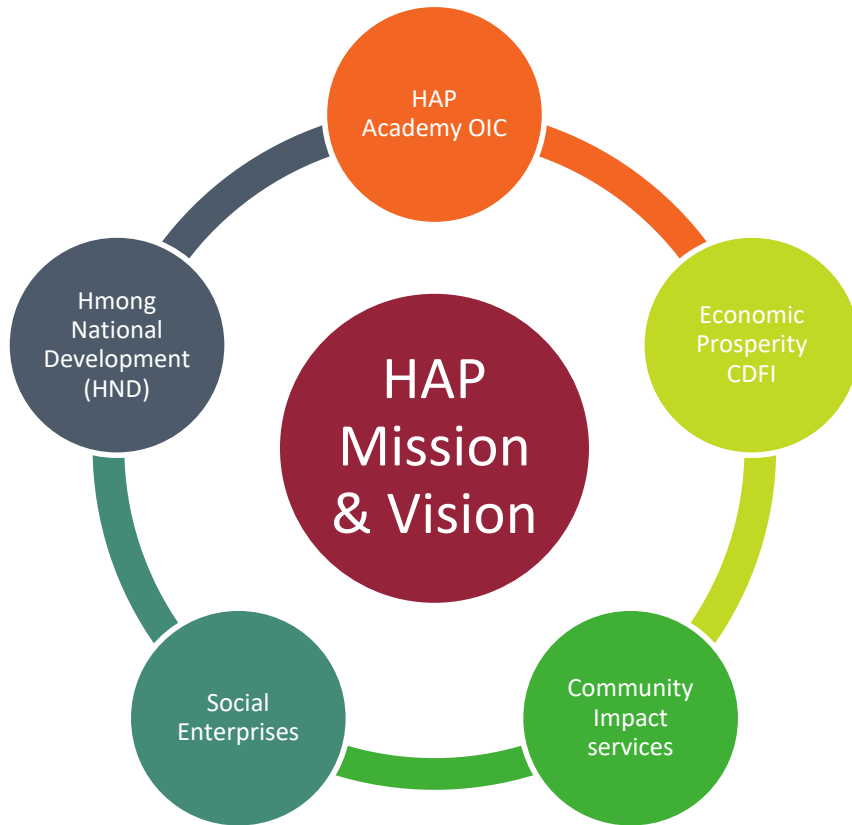
MISSION

- Empower the community to embrace the strengths of our cultures while achieving our potential.

VISION

- HAP reaches out to the world with profound social, economic, and educational transformation.

HAP Impact Areas: How we do our work



- **HAP Academy OIC** is the agency's workforce development training center.
- Economic Prosperity (HAP ECDC) provides CDFI services.
- **Community Impact** provides holistic, wraparound social services support.
- **Social Enterprises** provides the fuel needed to be innovative in services.
- **Hmong National Development** provides the national outlet for replication and best practices of services.

Strategic Impact System

Why is having impact important to our mission?

What is the impact we need to make?

How will we know we were impactful?

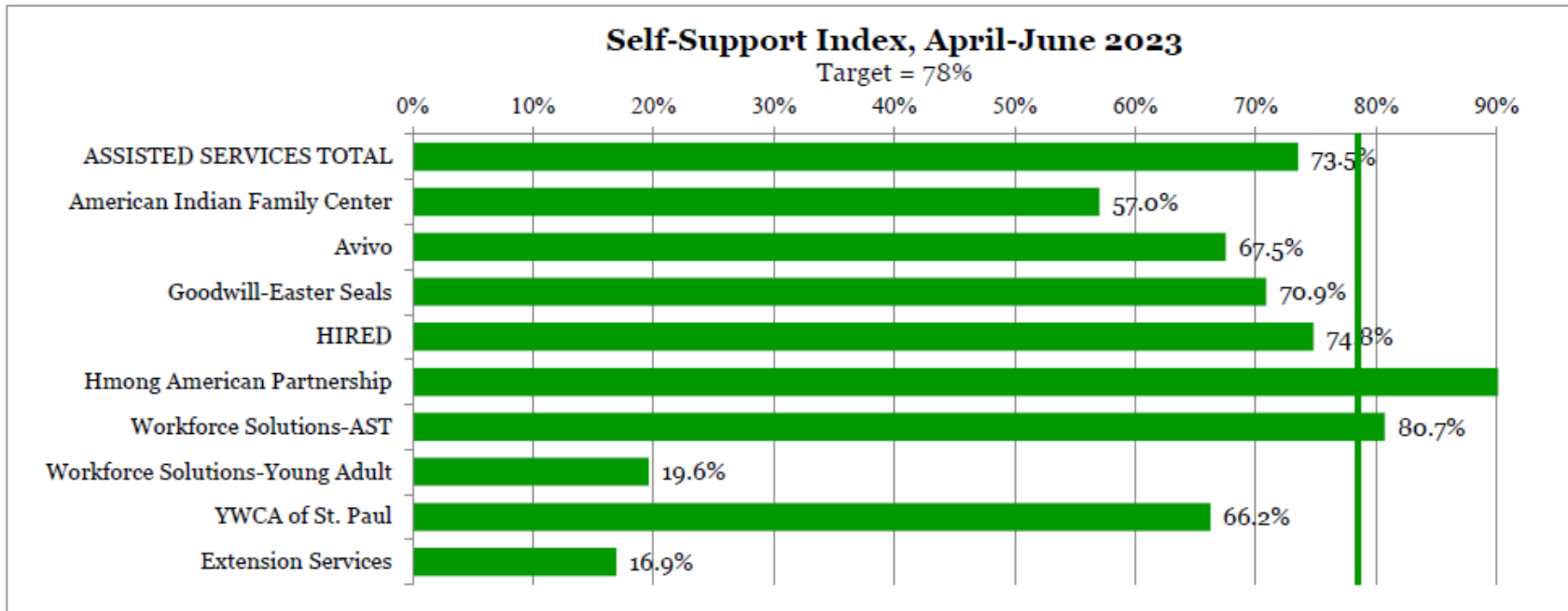


THE FUTURE WORKFORCE IN MINNESOTA STARTS WITH HAP



HAP Academy OIC: MFIP Services

The three-year Self-Support Index is an outcome measure that tracks all adults receiving Minnesota Family Investment Program (MFIP) or Diversionary Work Program (DWP) cash assistance in a quarter and calculates what percentage have left cash assistance or are working at least 30 hours a week during the quarter three years later.



HAP Academy OIC: MFIP Impact

1

870

of participants served in MFIP services

2

3,480

Over 3,000 indirectly impacted by HAP MFIP services.

3

\$152,452.90

80% of supportive services to MFIP clients was in transportation support.

4

\$17.09

Average hourly wage earnings after participating in HAP's MFIP services.

HAP Academy OIC: Career & Jobs Training

A large blue circle with a white outline, containing the number 4,795. The circle is surrounded by two thin white arcs, one above and one below.

4,795

of People Reached

HAP attended over 30 events and connected with over 4,000 people about workforce training.

of Participants Enrolled in jobs training

358 participants were enrolled in jobs training in the health and information technology industries

A large blue circle with a white outline, containing the number 358. The circle is surrounded by two thin white arcs, one above and one below.

358

A large yellow circle with a white outline, containing the number \$71,50.82. The circle is surrounded by two thin white arcs, one above and one below.

\$71,50.82

Total Dollar Spent on Support Services

The total number of dollars spent on supportive services e.g., housing support, education, job training clothes, utilities, etc. to support job seekers' ability to stay in training.

of Certificates or Credentials

HAP supported 102 trainees in a variety of job training to obtain a certificate e.g., certified nursing assistant, ITT, etc.

A large orange circle with a white outline, containing the number 102. The circle is surrounded by two thin white arcs, one above and one below.

102

From Poverty to Prosperity



“Access to just about everything associated with upward mobility and economic progress—jobs, quality food, and goods (at reasonable prices), healthcare, and schooling— **relies on the ability to get around in an efficient way, and for an affordable price.**”

– The Atlantic

Economic Prosperity (CDFI)

147

of Businesses

CDFI services reached 147 businesses in SFY22-23

566

of Technical Assistance hours

HAP provided over 500 business technical assistance hours

15

of Loan Disbursements

15 loans disbursed for a total of \$390,000 to business owners

550+

of Business reached

Outreach services reached over 550 businesses



Economic Prosperity (CDFI): Our Impact



“HAP sees the potential in me, in my business, in my dreams. At HAP, I am possible.”

– *HAP Client*



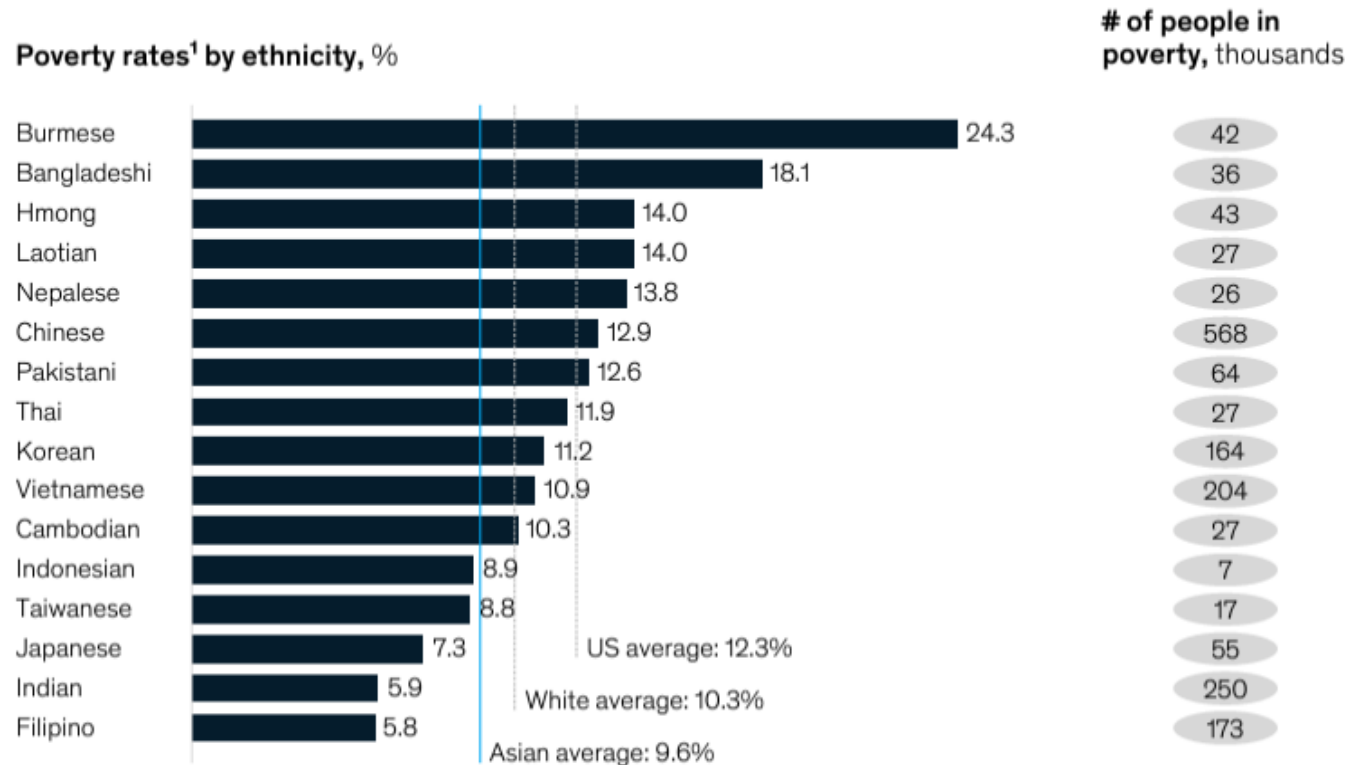
Navigating Familiar & New Terrains



HAP's plan to navigate the familiar and the new to reduce economic and employment disparities.

Navigating Familiar & New Terrains

Poverty rates vary greatly among Asian American ethnicities.

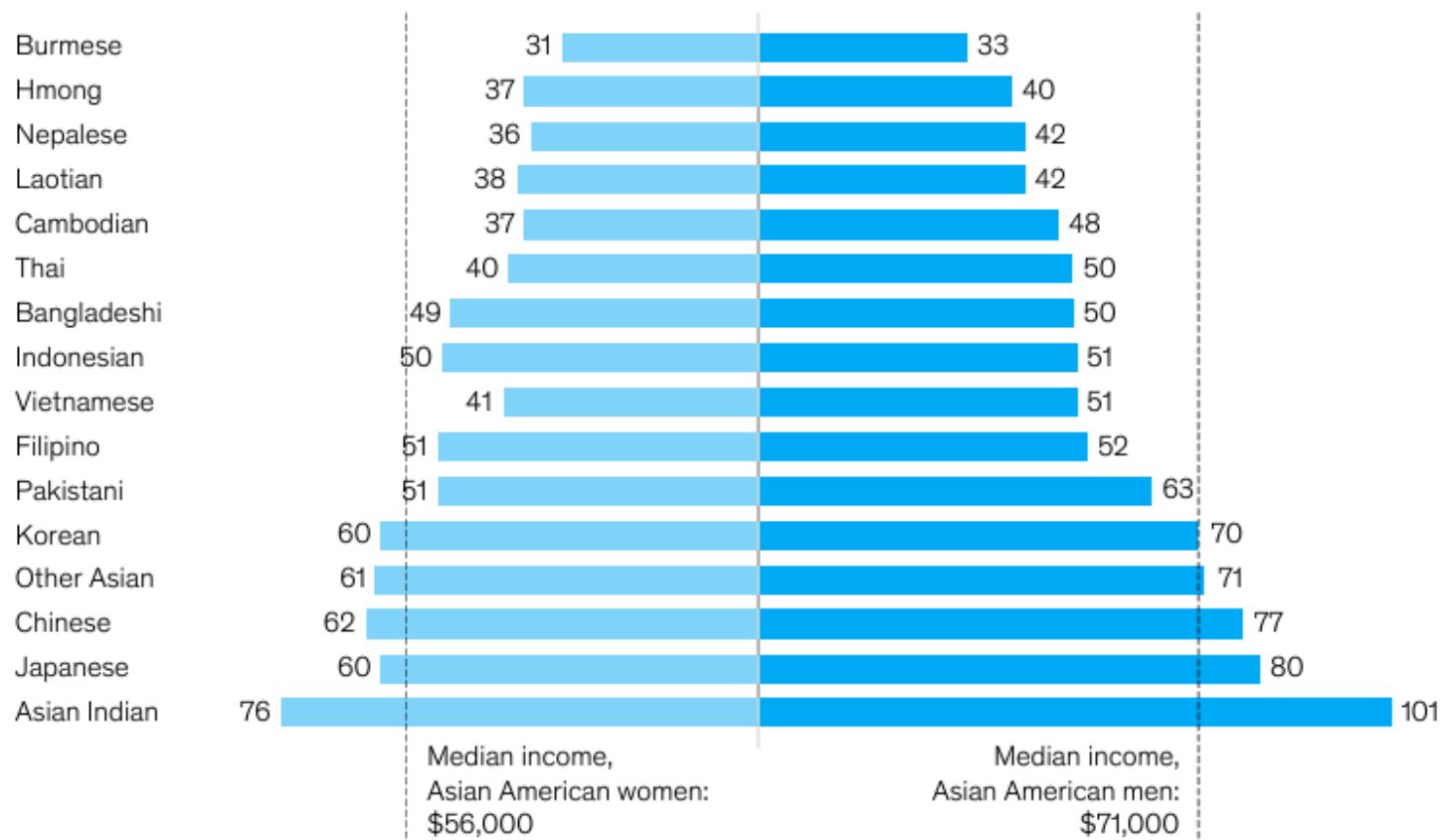


¹Poverty is defined here as the % of people below the US Census Bureau's poverty threshold.
Source: US Census Bureau American Community Survey, 2019, 1-year estimates of selected population profiles

Navigating Familiar & New Terrains

Worker income varies greatly across Asian American ethnic groups.

Median income by Asian ethnic group and gender, \$ thousands



Navigating Familiar & New Terrains



Trends & Challenges

- Digital & Artificial Intelligence
- Reskilled & Upskilling
- Access to Capital for infrastructure & operations

Thank you!

